



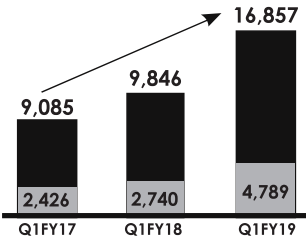
Grasim Industries Limited

India's New Growth Story

Ranked #205 in the list of "Global 2000 – Growth Champions 2018"
by Forbes Magazine, USA

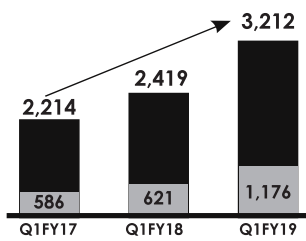
CONSOLIDATED FINANCIALS GROWTH TREND: Q1 (₹ CRORE)

NET REVENUE*

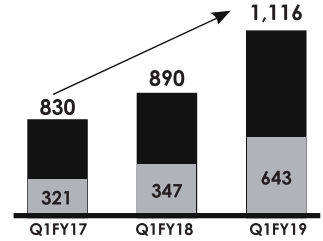


*Net of Excise Duty / GST

EBITDA



NET PROFIT



■ Standalone

Not to scale

AN EXTRACT OF THE CONSOLIDATED UNAUDITED FINANCIAL RESULTS FOR THE QUARTER ENDED 30TH JUNE 2018

₹ in Crores

| Particulars | Three Months Ended 30/06/2018 | Year Ended 31/03/2018 | Three Months Ended 30/06/2017 |
|---|----------------------------------|--------------------------|----------------------------------|
| Total Income | 17,089.65 | 58,328.43 | 11,222.17 |
| Net profit before tax and exceptional items | 2,079.85 | 6,067.59 | 1,825.22 |
| Net profit before tax after exceptional items | 2,079.85 | 5,634.74 | 1,793.74 |
| Net profit after taxes and Non-controlling interest | 1,116.07 | 2,678.58 | 890.45 |
| Total comprehensive income for the period (comprising profit for the period after tax and other comprehensive income after tax) | 1,322.28 | 3,409.14 | 1,445.88 |
| Paid-up equity share capital (face value ₹ 2 per share) | 131.52 | 131.48 | 93.38 |
| Other Equity | | 57,230.37 | |
| Earning per share (of ₹ 2 each) (not annualised): | | | |
| (A) Basic | 16.98 | 44.22 | 19.07 |
| (B) Diluted | 16.98 | 44.17 | 19.05 |

Notes:

- The above results have been reviewed by the Audit Committee and approved by the Board of Directors at their meetings held on 14th August 2018.
- Key Standalone Financial Results Information:

₹ in Crores

| Particulars | Three Months Ended 30/06/2018 | Year Ended 31/03/2018 | Three Months Ended 30/06/2017 |
|----------------------|----------------------------------|--------------------------|----------------------------------|
| Total Income | 4,910.88 | 16,496.07 | 3,052.34 |
| Profit before Tax | 934.31 | 2,513.14 | 503.56 |
| Net Profit after Tax | 642.55 | 1,768.66 | 347.19 |

- The above is an extract of the detailed format of Audited Financial Results filed with the Stock Exchanges under Regulation 33 of the SEBI (Listing Obligations and Disclosure Requirements) Regulations, 2015. The full format of the Audited Financial Results is available on the stock exchange websites, www.nseindia.com and www.bseindia.com and on the Company's website www.grasim.com.

Place : Mumbai
Date : 14th August 2018

For and on behalf of the Board of Directors

Dilip Gaur
Managing Director
DIN:02071393

Registered Office: Birlagram, Nagda 456 331 (M.P.) | CIN: L17124MP1947PLC000410

Website: www.grasim.com | Email: grasim.secretarial@adityabirla.com | Tel: (07366) 246760-66 | Fax: (07366) 244114, 246024



Birla Cellulose
Fibres from nature



natural fluid fashion



The Engineer's Choice



ADITYA BIRLA
CAPITAL

PROTECTING INVESTING FINANCING ADVISING

An Aditya Birla Group Company