

1. Name of Listed Entity: Grasim Industries Limited
2. Scrip Code/Name of Scrip/Class of Security: GRASIM
3. Share Holding Pattern Filed under: 31b
4. Share Holding Pattern as on : 30-Sep-2020 (Pre)

5. Declaration: The Listed entity is required to submit the following declaration to the extent of submission of information:-

Sl. No.	Particulars	Yes/No
1	Whether the Listed Entity has issued any partly paid up shares?	No
2	Whether the Listed Entity has issued any Convertible Securities?	No
3	Whether the Listed Entity has any shares against which depository receipts are issued?	Yes
4	Whether the Listed Entity has any shares in locked-in?	No
5	Whether any shares held by promoters are pledged or otherwise encumbered?	No
6	Whether the Listed Entity has issued any differential Voting Rights?	No
7	Whether the Listed Entity has issued any Warrants?	No
8	Whether the listed entity has any significant beneficial owner?	Yes



CERTIFIED TRUE COPY  
FOR GRASIM INDUSTRIES LIMITED

*Hutokshi Wadia*

HUTOKSHI WADIA  
COMPANY SECRETARY

Annexure 6

88

23.08.20

Table I - Summary Statement holding of specified securities

Category	Category of shareholder	Nos. of shareholders	No. of fully paid up equity shares held	No. of Partly paid-up equity Shares held	No. of shares underlying Depository Receipts	Total nos. shares held	Share-holding as a % of total no. of shares (calculate as per SCRR, 1957)	Number of Voting Rights held in each class of securities			No. of Shares Underlying convertible securities (including Warrants)	Share-holding, as a % assuming full conversion of convertible securities (as a percentage of diluted share capital)	Number of Locked in shares		Number of Shares pledged or otherwise encumbered	Number of equity shares held in dematerialized form
								(IX)					No. (a)	As a % of total Shares held (b)		
								Class eg: X	Class eg: Y	Total					Total as a % of (A+B+C)	
(i)	(ii)	(iii)	(iv)	(v)	(vi)	(vii) = (iv)+(v)+(vi)	(viii) As a % of (A+B+C2)	(ix)			(x)	(xi) = (vii)+(x)	(xii)	(xiii)	(xiv)	
A	Promoter & Promoter Group	23	245181214	0	24011520	269192734	40.92	0	269192734	41	0	40.92	0	0	269192734	
B	Public	239110	374778165	0	12599944	387378109	58.88	0	387378109	59	0	58.88	0	0	367509042	
C	Non Promoter-Non Public	1	1357375	0	0	1357375		0	0	0	0		0	0	1357375	
C1	Shares underlying DRs	0	0	0	0	0		0	0	0	0		0	0	0	
C2	Shares held by Employee Trusts	1	1357375	0	0	1357375	0.21	0	0	0	0	0.21	0	0	1357375	
	Total	239134	621316754	0	36611464	657928218	100	0	656570843	100	0	100	0	0	638059151	



Table II - Statement showing shareholding pattern of the Promoter and Promoter Group

Category	Category & Name of the Shareholders	PAN	No. of share holder	No. of fully paid-up equity shares held	Partly paid-up equity shares held	Nos. of shares underlying Depository Receipts	Total nos. shares held (VII = IV+V+VI)	Shareholding % (calculated as per SCRR, 1957)	Number of Voting Rights held in each class of securities				No. of shares underlying convertible securities (including warrants)	Shareholding as % assuming full conversion of convertible securities (as a percentage of diluted share capital)	Number of shares locked in shares		Number of shares pledged or otherwise encumbered		Number of equity shares held in dematerialized form
									Class X	Class Y	Total	Total as a % of Total Voting Rights			No. (a)	As a % of total Shares held (b)	No. (a)	As a % of total shares held (b)	
(i)	(ii)	(iii)	(iv)	(v)	(vi)	(vii) = (iv)+(v)+(vi)	(viii) = (vii)/(A+B+C2)	(ix)				(x)	(xi) = (vii)/(x) as a % of A+B+C2	(xii)	(xiii)	(xiv)			
1	Indian		0	0	0	0	0												
a	Individuals/Hindu Undivided Family		5	1421162	0	0	1421162	0.22	0	1421162	0	1421162	0.22	0	0	0	0	0	1421162
	KUMAR MANGALAM BIRLA	AEPB85926H	1	586993	0	0	586993	0.09	0	586993	0	586993	0.09	0	0	0	0	586993	
	NEERJA BIRLA	AAFPB1530K	1	73062	0	0	73062	0.01	0	73062	0	73062	0.01	0	0	0	0	73062	
	RAJASHREE BIRLA	AAFPB1583L	1	552850	0	0	552850	0.08	0	552850	0	552850	0.08	0	0	0	0	552850	
	VASAVADATTA BAJAJ	ADTPB8366J	1	118537	0	0	118537	0.02	0	118537	0	118537	0.02	0	0	0	0	118537	
	ADITYA VIKRAM KUMARMANGALAM BIRLA HUF	AAADHA1565M	1	89720	0	0	89720	0.01	0	89720	0	89720	0.01	0	0	0	0	89720	
b	Central Government/ State Government(s)		0	0	0	0	0		0	0	0	0	0	0	0	0	0	0	
c	Financial Institutions/ Banks		0	0	0	0	0		0	0	0	0	0	0	0	0	0	0	
D	Any Other (Specify)		13	243760052	0	0	243760052	37.05	243760052	0	243760052	37.13	0	37.05	0	0	0	243760052	
	Bodies Corporate		13	243760052	0	0	243760052	37.05	243760052	0	243760052	37.11	0	37.05	0	0	0	243760052	
	BIRLA CONSULTANTS LIMITED	AAACB4330R	1	87382	0	0	87382	0.01	87382	0	87382	0.01	0	0.01	0	0	0	87382	
	BIRLA INDUSTRIAL FINANCE (INDIA) LIMITED	AAACB4394F	1	87485	0	0	87485	0.01	87485	0	87485	0.01	0	0.01	0	0	0	87485	
	BIRLA INDUSTRIAL INVESTMENTS (INDIA) LIMITED	AAACB4397G	1	18657	0	0	18657	0	18657	0	18657	0	0	0	0	0	0	18657	
	HINDALCO INDUSTRIES LIMITED	AAACH1201R	1	28222468	0	0	28222468	4.29	28222468	0	28222468	4.3	0	4.29	0	0	0	28222468	
	BIRLA GROUP HOLDINGS PRIVATE LIMITED	AAACR2250C	1	125004398	0	0	125004398	19	125004398	0	125004398	19.04	0	19	0	0	0	125004398	
	RAJATNA HOLDINGS PRIVATE LIMITED	AAACR2896Q	1	670	0	0	670	0	670	0	670	0	0	0	0	0	0	670	






Table III - Statement showing shareholding pattern of the Public shareholder

Category & Name of the Shareholders (I)	PAN (II)	Nos. of share-holder (III)	No. of fully paid up equity shares held (IV)	Partly paid-up equity shares held (V)	Nos. of shares underlying Depository Receipts (VI)	Total nos. shares held VII = IV+V+VI	Share-holding % calculate d as per SCRR, 1957 As a % of (A+B+C2) VIII	Number of Voting Rights held in each class of securities (IX)			Total as a % of Total Voting rights	No. of Shares Outstanding convertible securities (including Warrants) (X)	Total shareholding, as a % assuming full conversion of convertible securities (as a percentage of diluted share capital) (XI)	Number of Locked in shares (XII)		Number of Shares pledged or otherwise encumbered (XIII)		Number of equity shares held in dematerialized form (XIV)
								Class X	Class Y	Total				No. (a)	As a % of total Shares held (b)	No. (Not applicable) (a)	As a % of total shares held (Not applicable) (b)	
1 Institutions		0	0	0	0	0	0	0	0	0	0	0	0	0	0	0	0	0
a Mutual Funds/		54	45022550	0	0	45022550	6.84	45022550	0	45022550	6.86	6.84	0	0	0	0	0	44983706
ICICI PRUDENTIAL NIFTY ETF	AAAAI0038F	1	12674422	0	0	12674422	1.93	12674422	0	12674422	1.93	1.93	0	0	0	0	0	12674422
TEMPLETON INDIA EQUITY INCOME FUND	AAATT4931H	1	7618331	0	0	7618331	1.16	7618331	0	7618331	1.16	1.16	0	0	0	0	0	7618331
SBI NIFTY INDEX FUND	AABTS6407Q	1	7542006	0	0	7542006	1.15	7542006	0	7542006	1.15	1.15	0	0	0	0	0	7542006
b Venture Capital Funds		0	0	0	0	0	0	0	0	0	0	0	0	0	0	0	0	0
c Alternate Investment Funds		6	146189	0	0	146189	0.02	146189	0	146189	0.02	0.02	0	0	0	0	0	146189
d Foreign Venture Capital Investors		0	0	0	0	0	0	0	0	0	0	0	0	0	0	0	0	0
e Foreign Portfolio Investors		446	82560895	0	0	82560895	12.55	82560895	0	82560895	12.57	12.55	0	0	0	0	0	82552915
GOVERNMENT PENSION FUND GLOBAL	AACCN1454E	1	7639382	0	0	7639382	1.16	7639382	0	7639382	1.16	1.16	0	0	0	0	0	7639382
f Financial Institutions/ Banks		65	1221665	0	0	1221665	0.19	1221665	0	1221665	0.19	0.19	0	0	0	0	0	1172944
g Insurance Companies		9	86921300	0	0	86921300	13.21	86921300	0	86921300	13.24	13.21	0	0	0	0	0	86903348
LIFE INSURANCE CORPORATION OF INDIA	AAACL0582H	1	78132524	0	0	78132524	11.88	78132524	0	78132524	11.9	11.88	0	0	0	0	0	78115737
h Provident Funds/ Pension Funds		0	0	0	0	0	0	0	0	0	0	0	0	0	0	0	0	0
i Any Other (specify)		0	0	0	0	0	0	0	0	0	0	0	0	0	0	0	0	0
Sub-Total (B)(1)		580	215872599	0	0	215872599	32.81	215872599	0	215872599	32.88	32.81	0	0	0	0	0	215759102
2 Central Government/ State Government(s)/ President of India		3	9156	0	0	9156	0	9156	0	9156	0	0	0	0	0	0	0	7906
Sub-Total (B)(2)		3	9156	0	0	9156	0	9156	0	9156	0	0	0	0	0	0	0	7906
3 Non-institutions		0	0	0	0	0	0	0	0	0	0	0	0	0	0	0	0	0
a Individuals -		228489	71729326	0	0	71729326	10.9	71729326	0	71729326	10.92	10.9	0	0	0	0	0	66503931
i Individual shareholders		228463	58116616	0	0	58116616	8.83	58116616	0	58116616	8.85	8.83	0	0	0	0	0	52891221



Handwritten signature



Table IV - Statement showing shareholding pattern of the Non Promoter- Non Public shareholder

Category & Name of the Shareholders	PAN	No. of Shareholder	No. of fully paid up equity shares held	Partly paid-up equity shares held	Nos. of shares underlying Depository Receipts	Total no. shares held [VII] = [IV]+[V]+[VI]	Shareholding % calculate as per SCRR, 1957 As a % of (A+B+C2)	Number of Voting Rights held in each class of securities			No. of Shares Underlying Outstanding convertible securities (including Warrants)	Total shareholding, as a % assuming full conversion of convertible securities (as a percentage of diluted share capital)	Number of Locked in shares		Number of Shares pledged or otherwise encumbered		Number of equity shares held in dematerialized form (Not Applicable)		
								(IX)					(X)	(XI)	(XII)			(XIII)	
								Class X	Class Y	Total					No.	As a % of total Shares held		No. (Not applicable)	As a % of total shares held (Not applicable)
1 Custodian/DR Holder		0	0	0	0	0		0	0	0	0	0	0	0	0	0			
2 Employee Benefit Trust (under SEBI (Share based Employee Benefit) Regulations, 2014)		1	1357375	0	0	1357375	0.21	0	0	0	0	0	0	0	0	1357375			
Total Non-Promoter- Non Public Shareholding (C) = (C1)+(C2)		1	1357375	0	0	1357375		0	0	0	0	0	0	0	0	1357375			



Table V - Statement showing shareholding pattern of the Significant Beneficiary Owner (SBO)

	Name	PAN	Passport No. in case of a foreign national	Nationality	Details of holding/ exercise of right of the SBO in the reporting company, whether direct or indirect*				Date of creation / acquisition of significant beneficial interest	
					Shares	Voting rights	Rights on distributable dividend or any other distribution	Exercise of control		Exercise of significant influence
1	KUMAR MANGALAM BIRLA	AFFPB5926H		India	37.18	0	0			
A	UMANG COMMERCIAL COMPANY PRIVATE LIMITED	AAACU3731B		India	4.07			No	No	30-Sep-2020
B	P. T. Sunrise Bumi Textiles	ZZZZ9999Z		Any other	0.19			No	No	30-Sep-2020
C	KUMAR MANGALAM BIRLA	AFFPB5926H		India	0.17			No	No	30-Sep-2020
D	BIRLA INSTITUTE OF TECHNOLOGY AND SCIENCE	AAATB2599R		India	0.1			No	No	30-Sep-2020
E	NEERJA BIRLA	AFFPB1530K		India	0.01			No	No	30-Sep-2020
F	IGH HOLDINGS PRIVATE LIMITED	AABCT4426F		India	5.77			No	No	30-Sep-2020
G	P.T. Indo Bharat Rayon	ZZZZ9999Z		Any other	3.04			No	No	30-Sep-2020
H	VIKRAM HOLDINGS PRIVATE LIMITED	AAACV1713C		India	0			No	No	30-Sep-2020
I	RAJRATNA HOLDINGS PRIVATE LIMITED	AAACR2896Q		India	0			No	No	30-Sep-2020
J	ADITYA VIKRAM KUMARMANGALAM BIRLA HUF	AADHA1565M		India	0.01			No	No	30-Sep-2020
K	VAIBHAV HOLDINGS PRIVATE LIMITED	AAACV1889K		India	0			No	No	30-Sep-2020
L	P. T. Elegant Textile Industry	ZZZZ9999Z		Any other	0.12			No	No	30-Sep-2020
M	HINDALCO INDUSTRIES LIMITED	AAACH1201R		India	4.29			No	No	30-Sep-2020
N	Thai Rayon Public Company Limited	ZZZZ9999Z		Any other	0.29			No	No	30-Sep-2020
O	RENUKA INVESTMENTS & FINANCE LIMITED	AABCR8260P		India	0.04			No	No	30-Sep-2020
P	BIRLA GROUP HOLDINGS PRIVATE LIMITED	AAACR2250C		India	19			No	No	30-Sep-2020
Q	RAJASHREE BIRLA	AFFPB1583L		India	0.08			No	No	30-Sep-2020
R	Surya Kiran Investments Pte Limited	ZZZZ9999Z		Singapore	0			No	No	30-Sep-2020





Table II- Unclaim Details

Details of Shares which remain unclaimed may be given here along with details such as number of shareholders, outstanding shares held in demat/unclaimed suspense account, voting rights which are frozen etc.	
No. of shareholders	No. of share held

Table III- Unclaim Details

Details of Shares which remain unclaimed may be given here along with details such as number of shareholders, outstanding shares held in demat/unclaimed suspense account, voting rights which are frozen etc.		
No. of shareholders	No of share held	Voting rights which are frozen
1939	215826	215826

Table III- Person in Concert

Details of the shareholders acting as persons in Concert including their Shareholding			
Name of shareholder	Name of PAC	No. of share	Holding %

## Company Remarks

Promoters includes 3.65% as GDRs. Refer the Deposit Agreement between the Parties w.r.t. voting rights. Public includes 1.92% as GDRs. Refer the Deposit Agreement between the Parties w.r.t. voting rights.

The Company has received disclosures under Regulation 7(2) of SEBI (Prohibition of Insider Trading) Regulations, 2015, as under:  
 - Disclosure dated 14th September 2020 from one of the Promoter Group Companies viz. IGH Holdings Private Limited (IGH) intimating purchase of 14,86,000 equity shares of the Company and 28,59,000 equity shares of the Company from the secondary market on 10th September 2020 and 11th September 2020 respectively. Post acquisition IGH holds 3,79,73,393 equity shares of the Company (5.77%). The said changes are also reflected in the details of Significant Beneficial Owner and the details of registered owner in this shareholding pattern.

- Disclosure dated 5th October 2020 from one of the Promoters viz. Mr. Kumar Mangalam Birla regarding purchase of 5,00,000 equity shares of the Company from the secondary market on 30th September 2020. As the above purchase took place on 30th September 2020, the said shares were lying in the sellers demat account as per Stock Exchange's settlement cycle and were subsequently credited in Mr. Kumar Mangalam Birla's demat account post 30th September 2020. The said changes are therefore not reflected in the shareholding pattern. Post acquisition, Mr. Birla holds 10,86,993 equity shares of the Company (0.17%).

In terms of SEBI (Share Based Employee Benefits) Regulations, 2014, the trustees of the Grasim Employees' Welfare Trust ("Trust") do not have voting rights in respect of the shares held by the Trust. The voting rights will be available to the individuals (Option Grantees) upon exercise of the Options by them under the Company's Employee Stock Option Scheme 2018.



ap

100

100

100

1. Name of Listed Entity: Grasim Industries Limited
2. Scrip Code/Name of Scrip/Class of Security: GRASIM
3. Share Holding Pattern Filed under: 31b
4. Share Holding Pattern as on : 30-Sep-2020 (Post)
5. Declaration: The Listed entity is required to submit the following declaration to the extent of submission of information:-

Sl. No.	Particulars	Yes/No
1	Whether the Listed Entity has issued any partly paid up shares?	No
2	Whether the Listed Entity has issued any Convertible Securities?	No
3	Whether the Listed Entity has any shares against which depository receipts are issued?	Yes
4	Whether the Listed Entity has any shares in locked-in?	No
5	Whether any shares held by promoters are pledge or otherwise encumbered?	No
6	Whether the Listed Entity has issued any differential Voting Rights?	No
7	Whether the Listed Entity has issued any Warrants?	No
8	Whether the listed entity has any significant beneficial owner?	Yes



CERTIFIED TRUE COPY  
FOR GRASIM INDUSTRIES LIMITED

*Hutokshi Wadia*

HUTOKSHI WADIA  
COMPANY SECRETARY

Table I - Summary Statement holding of specified securities

Category	Category of shareholder	Nos. of shareholders	No. of fully paid up equity shares held	No. of Partly paid-up equity Shares held	No. of shares underlying Depository Receipts	Total nos. shares held (VII) = (V)+(VI)	Share-holding as a % of total no. of shares (calculated as per SCRR, 1957)	Number of Voting Rights held in each class of securities			No. of Shares Outstanding convertible securities (including Warrants)	Share-holding, as a % assuming full conversion of convertible securities (as a percentage of diluted share capital)	Number of Locked in shares		Number of Shares pledged or otherwise encumbered	Number of equity shares held in dematerialized form	
								No. of Voting Rights					Total as a % of (A+B+C)	No. (a)			As a % of total Shares held (b)
								Class eg: X	Class eg: Y	Total							
(i)	(ii)	(iii)	(iv)	(v)	(vi)	(vii) = (v)+(vi)	(viii) As a % of (A+B+C2)	(ix)			(x)	(xi) = (vii)+(x)	(xii)	(xiii)	(xiv)		
A	Promoter & Promoter Group	23	245181214	0	24011520	269192734	40.92	269192734	0	269192734	41	0	0	0	0	269192734	
B	Public	239110	374778165	0	12599944	387378109	58.88	387378109	0	387378109	59	0	0	0	0	367509042	
C	Non Promoter-Non Public	1	1357375	0	0	1357375		0	0	0	0	0	0	0	0	1357375	
C1	Shares underlying DRs	0	0	0	0	0		0	0	0	0	0	0	0	0	0	
C2	Shares held by Employee Trusts	1	1357375	0	0	1357375	0.21	0	0	0	0	0	0	0	0	1357375	
	Total	239134	621316754	0	36611464	657928218	100	656570843	0	656570843	100	0	0	0	0	638059151	



Table II - Statement showing shareholding pattern of the Promoter and Promoter Group

Category	Category & Name of the Shareholders	PAN	No. of share holder	No. of fully paid-up equity shares held	Partly paid-up equity shares held	Nos. of shares underlying Depository Receipts	Total nos. shares held (VII = IV+V+VI)	Shareholding % (calculated as per SCRR, 1957)	Number of Voting Rights held in each class of securities			No. of shares underlying convertible securities (including warrants)	Shareholding as % assuming full conversion of convertible securities (as a percentage of diluted share capital)	Number of locked in shares		Number of shares pledged or otherwise encumbered		Number of equity shares held in dematerialised form
									Class X	Class Y	Total			No. (a)	As a % of total Shares held (b)	No. (a)	As a % of total shares held (b)	
(i)	(ii)	(iii)	(iv)	(v)	(vi)	(vii) = (viii)+(ix)	(x)	(xi) = (vii)+(x)	(xii)	(xiii)	(xiv)							
1	Indian individuals/Hindu undivided Family		0	0	0	0	0	0	0	0	0	0	0	0	0	0	0	0
a	KUMAR MANGALAM BIRLA	AFFPB5926H	5	1421162	0	0	1421162	0.22	1421162	0	0	0	0.22	0	0	0	0	1421162
	NEERIA BIRLA	AFFPB1530K	1	73062	0	0	73062	0.01	73062	0	0	0	0.01	0	0	0	0	73062
	RAJASHREE BIRLA	AFFPB1583L	1	552850	0	0	552850	0.08	552850	0	0	0	0.08	0	0	0	0	552850
	NASAVADATTA BAJAJ	ADTPB8366J	1	118537	0	0	118537	0.02	118537	0	0	0	0.02	0	0	0	0	118537
	ADITYA VIKRAM KUMARMANGALAM BIRLA HUF	AADHA1565M	1	89720	0	0	89720	0.01	89720	0	0	0	0.01	0	0	0	0	89720
b	Central Government/ State Government(s)		0	0	0	0	0	0	0	0	0	0	0	0	0	0	0	0
c	Financial Institutions/ Banks		0	0	0	0	0	0	0	0	0	0	0	0	0	0	0	0
D	Any Other (specify)		13	243760052	0	0	243760052	37.05	243760052	0	243760052	37.13	37.05	0	0	0	0	243760052
	Bodies Corporate		13	243760052	0	0	243760052	37.05	243760052	0	243760052	37.11	37.05	0	0	0	0	243760052
	BIRLA CONSULTANTS LIMITED	AAACB4330R	1	87382	0	0	87382	0.01	87382	0	87382	0.01	0.01	0	0	0	0	87382
	BIRLA INDUSTRIAL FINANCE (INDIA) LIMITED	AAACB4394F	1	87485	0	0	87485	0.01	87485	0	87485	0.01	0.01	0	0	0	0	87485
	BIRLA INDUSTRIAL INVESTMENTS (INDIA) LIMITED	AAACB4397G	1	18657	0	0	18657	0	18657	0	18657	0	0	0	0	0	0	18657
	HINDALCO INDUSTRIES LIMITED	AAACH1201R	1	28222468	0	0	28222468	4.29	28222468	0	28222468	4.3	4.29	0	0	0	0	28222468
	BIRLA GROUP HOLDINGS PRIVATE LIMITED	AAACR2250C	1	125004398	0	0	125004398	19	125004398	0	125004398	19.04	19	0	0	0	0	125004398
	RAIRATNA HOLDINGS PRIVATE LIMITED	AAACR2896Q	1	670	0	0	670	0	670	0	670	0	0	0	0	0	0	670



UJANG COMMERCIAL COMPANY PRIVATE LIMITED	AAACU3731B	1	26746262	0	26746262	4.07	26746262	0	26746262	4.07	0	4.07	0	0	0	26746262
MIKRAM HOLDINGS PVT LTD	AAACV1713C	1	750	0	750	0	750	0	750	0	0	0	0	0	0	750
MAIHAV HOLDINGS PRIVATE LIMITED	AAACV1889K	1	670	0	670	0	670	0	670	0	0	0	0	0	0	670
BIRLA INSTITUTE OF TECHNOLOGY AND SCIENCE	AAATB2599R	1	661205	0	661205	0.1	661205	0	661205	0.1	0	0.1	0	0	0	661205
PILANI INVESTMENT AND INDUSTRIES CORPORATION LTD.	AAABCP7642R	1	24714527	0	24714527	3.76	24714527	0	24714527	3.76	0	3.76	0	0	0	24714527
GH HOLDINGS PRIVATE LIMITED	AAABCT4426F	1	37973393	0	37973393	5.77	37973393	0	37973393	5.78	0	5.77	0	0	0	37973393
RENUKA INVESTMENTS & FINANCE LIMITED	AAABCR8260P	1	242185	0	242185	0.04	242185	0	242185	0.04	0	0.04	0	0	0	242185
ECE INDUSTRIES LTD.	AAACE1936C	0	0	0	0	0	0	0	0	0	0	0	0	0	0	0
Sub-Total (A)(1)		18	245181214	0	245181214	37.27	245181214	0	245181214	37.34	0	37.27	0	0	0	245181214
2 Foreign Individuals (Non- Resident Individuals/ Foreign Individuals)		0	0	0	0	0	0	0	0	0	0	0	0	0	0	0
b Government c Institutions		0	0	0	0	0	0	0	0	0	0	0	0	0	0	0
d Foreign Portfolio Investor		0	0	0	0	0	0	0	0	0	0	0	0	0	0	0
e Any Other (specify) Bodies Corporate		5	0	0	24011520	3.65	24011520	0	24011520	3.66	0	3.65	0	0	0	24011520
P.T. Indo Bharat Rayon	ZZZZ9999Z	5	0	0	24011520	3.64	24011520	0	24011520	3.65	0	3.64	0	0	0	24011520
P T Sunrise Bumi Textiles	ZZZZ9999Z	1	0	0	20004020	3.04	20004020	0	20004020	3.05	0	3.04	0	0	0	20004020
P T Elegant Textile Industry	ZZZZ9999Z	1	0	0	1268750	0.19	1268750	0	1268750	0.19	0	0.19	0	0	0	1268750
Thai Rayon Public Company Limited	ZZZZ9999Z	1	0	0	808750	0.12	808750	0	808750	0.12	0	0.12	0	0	0	808750
Surya Kiran Investments Pte Limited	ZZZZ9999Z	1	0	0	1925000	0.29	1925000	0	1925000	0.29	0	0.29	0	0	0	1925000
Sub-Total (A)(2)		5	0	0	5000	0	5000	0	5000	0	0	0	0	0	0	5000
Total Shareholding of Promoter and Promoter Group		23	245181214	0	24011520	40.92	269192734	0	24011520	3.66	0	3.65	0	0	0	24011520
(A) = (A)(1)+(A)(2)																



Table III - Statement showing shareholding pattern of the Public shareholder

Category & Name of the Shareholders (i)	PAN (ii)	Nos. of share-holder (iii)	No. of fully paid up equity shares held (iv)	Partly paid-up equity shares held (v)	Nos. of shares underlying Depository Receipts (vi)	Total nos. shares held $\frac{IV+V+VI}{VII}$	Share-holding % calculate d as per SCRR, 1957 As a % of (A+B+C2) VIII	Number of Voting Rights securities (ix)			Total as a % of Total Voting rights	No. of Shares Underlying Outstanding convertible securities (including Warrants) (x)	Total shareholding, as a % assuming full conversion of convertible securities (as a percentage of diluted share capital) (xi)	Number of Locked in shares (xii)		Number of Shares pledged or otherwise encumbered (xiii)		Number of equity shares held in dematerialized form (xiv)
								No of Voting Rights		As a % of total Shares held (b)				No. (Not ap plicable) (a)	As a % of total share s held (Not applic able) (b)			
								Class X	Class Y							Total		
1 Institutions		0	0	0	0	0	0	0	0	0	0	0	0	0	0	0	0	
a Mutual Funds/		54	45022550	0	0	45022550	6.84	45022550	0	45022550	6.86	0	0	0	0	0	0	44983706
NICI PRUDENTIAL	AAAAI0038F	1	12674422	0	0	12674422	1.93	12674422	0	12674422	1.93	0	0	0	0	0	0	12674422
NIFTY ETF																		
TEMPLETON INDIA EQUITY INCOME FUND	AAATT4931H	1	7618331	0	0	7618331	1.16	7618331	0	7618331	1.16	0	0	0	0	0	0	7618331
SBI NIFTY INDEX FUND	AABTS6407Q	1	7542006	0	0	7542006	1.15	7542006	0	7542006	1.15	0	0	0	0	0	0	7542006
b Venture Capital Funds		0	0	0	0	0	0	0	0	0	0	0	0	0	0	0	0	0
c Alternate Investment Funds		6	146189	0	0	146189	0.02	146189	0	146189	0.02	0	0	0	0	0	0	146189
d Foreign Venture Capital Investors		0	0	0	0	0	0	0	0	0	0	0	0	0	0	0	0	0
e Foreign Portfolio Investors		446	82560895	0	0	82560895	12.55	82560895	0	82560895	12.57	0	0	0	0	0	0	82552915
GOVERNMENT PENSION FUND GLOBAL	AACCN1454E	1	7639382	0	0	7639382	1.16	7639382	0	7639382	1.16	0	0	0	0	0	0	7639382
f Financial Institutions/ Banks		65	1221665	0	0	1221665	0.19	1221665	0	1221665	0.19	0	0	0	0	0	0	1172944
Insurance Companies		9	86921300	0	0	86921300	13.21	86921300	0	86921300	13.24	0	0	0	0	0	0	86903348
LIFE INSURANCE CORPORATION OF INDIA	AAACLO582H	1	78132524	0	0	78132524	11.88	78132524	0	78132524	11.9	0	0	0	0	0	0	78115737
h Provident Funds/ Pension Funds		0	0	0	0	0	0	0	0	0	0	0	0	0	0	0	0	0
i Any Other (specify)		0	0	0	0	0	0	0	0	0	0	0	0	0	0	0	0	0
Sub-Total (B)(1)		580	215872599	0	0	215872599	32.81	215872599	0	215872599	32.88	0	0	0	0	0	0	215759102
2 Central Government/ State Government(s)/ Government(s)/ President of India		3	9156	0	0	9156	0	9156	0	9156	0	0	0	0	0	0	0	7906
Sub-Total (B)(2)		3	9156	0	0	9156	0	9156	0	9156	0	0	0	0	0	0	0	7906
3 Non-institutions		0	0	0	0	0	0	0	0	0	0	0	0	0	0	0	0	0
a Individuals		228489	71729326	0	0	71729326	10.9	71729326	0	71729326	10.92	0	0	0	0	0	0	66503931
i Individual Shareholders		228463	58116616	0	0	58116616	8.83	58116616	0	58116616	8.85	0	0	0	0	0	0	52891221





Table IV - Statement showing shareholding pattern of the Non Promoter- Non Public shareholder

Category & Name of the Shareholders	PAN	No. of Shareholder	No. of fully paid up equity shares held	Partly paid up equity shares held	Nos. of shares underlying Depository Receipts	Total no. shares held (VII) = (IV)+(V)	Shareholding % calculate as per SCRR, 1957 As a % of (A+B+C2)	Number of Voting Rights held in each class of securities			No. of Shares Underlying Outstanding convertible securities (including Warrants)	Total shareholding, as a % assuming full conversion of convertible securities (as a percentage of diluted share capital)	Number of Locked in shares	Number of Shares pledged or otherwise encumbered	Number of equity shares held in dematerialized form (Not Applicable)					
								No of Voting Rights								(X)	(XI)	(XII)	(XIII)	(XIV)
								Class X	Class Y	Total										
(i)	(ii)	(iii)	(iv)	(v)	(vi)	(vii)	(viii)	(ix)			(x)	(xi)	(xii)	(xiii)	(xiv)					
1 Custodian/DR Holder		0	0	0	0	0		0	0	0	0	0			0					
2 Employee Benefit Trust (under SEBI (Share based Employee Benefit) Regulations, 2014)		1	1357375	0	0	1357375	0.21	0	0	0	0	0			1357375					
Total Non-Promoter- Non Public Shareholding (C)= (C)(1)+(C)(2)		1	1357375	0	0	1357375		0	0	0	0	0			1357375					



Table V - Statement showing shareholding pattern of the Significant Beneficiary Owner (SBO)

	Name	PAN	Passport No. in case of a foreign national	Nationality	Details of holding/ exercise of right of the SBO in the reporting company, whether direct or indirect*			Date of creation / acquisition of significant beneficial interest
					Shares	Voting rights	Rights on distributable dividend or any other distribution	
					Exercise of control	Exercise of significant influence		
1	KUMAR MANGALAM BIRLA	AFFPB5926H		India	37.18	0	0	
A	UMANG COMMERCIAL COMPANY PRIVATE LIMITED	AAACU3731B		India	4.07			30-Sep-2020
B	P. T. Sunrise Bumi Textiles	ZZZZ9999Z		Any other	0.19			30-Sep-2020
C	KUMAR MANGALAM BIRLA	AFFPB5926H		India	0.17			30-Sep-2020
D	BIRLA INSTITUTE OF TECHNOLOGY AND SCIENCE	AAATB2599R		India	0.1			30-Sep-2020
E	NEERJA BIRLA	AFFPB1530K		India	0.01			30-Sep-2020
F	IGH HOLDINGS PRIVATE LIMITED	AAABCT4426F		India	5.77			30-Sep-2020
G	P. T. Indo Bharat Rayon	ZZZZ9999Z		Any other	3.04			30-Sep-2020
H	VIKRAM HOLDINGS PRIVATE LIMITED	AAACV1713C		India	0			30-Sep-2020
I	RAIRATNA HOLDINGS PRIVATE LIMITED	AAACR2896Q		India	0			30-Sep-2020
J	ADITYA VIKRAM KUMARMANGALAM BIRLA HUF	AADHA1565M		India	0.01			30-Sep-2020
K	VAIBHAV HOLDINGS PRIVATE LIMITED	AAACV1889K		India	0			30-Sep-2020
L	P. T. Elegant Textile Industry	ZZZZ9999Z		Any other	0.12			30-Sep-2020
M	HINDALCO INDUSTRIES LIMITED	AAACH1201R		India	4.29			30-Sep-2020
N	Thai Rayon Public Company Limited	ZZZZ9999Z		Any other	0.29			30-Sep-2020
O	RENUKA INVESTMENTS & FINANCE LIMITED	AABCR8260P		India	0.04			30-Sep-2020
P	BIRLA GROUP HOLDINGS PRIVATE LIMITED	AAACR2250C		India	19			30-Sep-2020
Q	RAJASHREE BIRLA	AFFPB1583L		India	0.08			30-Sep-2020
R	Surya Kiran Investments Pte Limited	ZZZZ9999Z		Singapore	0			30-Sep-2020



Table II- Unclaim Details

Details of Shares which remain unclaimed may be given here along with details such as number of shareholders, outstanding shares held in demat/unclaimed suspense account, voting rights which are frozen etc.	
No. of shareholders	No. of share held

Table III- Unclaim Details

Details of Shares which remain unclaimed may be given here along with details such as number of shareholders, outstanding shares held in demat/unclaimed suspense account, voting rights which are frozen etc.		
No. of shareholders	No of share held	Voting rights which are frozen
1939	215826	215826

Table III- Person in Concert

Details of the shareholders acting as persons in Concert including their Shareholding			
Name of shareholder	Name of PAC	No. of share	Holding %

## Company Remarks

Promoters includes 3.65% as GDRs. Refer the Deposit Agreement between the Parties w.r.t. voting rights. Public includes 1.92% as GDRs. Refer the Deposit Agreement between the Parties w.r.t. voting rights.

The Company has received disclosures under Regulation 7(2) of SEBI (Prohibition of Insider Trading) Regulations, 2015, as under:  
 - Disclosure dated 14th September 2020 from one of the Promoter Group Companies viz. IGH Holdings Private Limited (IGH) intimating purchase of 14,86,000 equity shares of the Company and 28,59,000 equity shares of the Company from the secondary market on 10th September 2020 and 11th September 2020 respectively. Post acquisition IGH holds 3,79,73,393 equity shares of the Company (5.77%). The said changes are also reflected in the details of Significant Beneficial Owner and the details of registered owner in this shareholding pattern.

- Disclosure dated 5th October 2020 from one of the Promoters viz. Mr. Kumar Mangalam Birla regarding purchase of 5,00,000 equity shares of the Company from the secondary market on 30th September 2020. As the above purchase took place on 30th September 2020, the said shares were lying in the sellers demat account as per Stock Exchange's settlement cycle and were subsequently credited in Mr. Kumar Mangalam Birla's demat account post 30th September 2020. The said changes are therefore not reflected in the shareholding pattern. Post acquisition, Mr. Birla holds 10,86,993 equity shares of the Company (0.17%).

In terms of SEBI (Share Based Employee Benefits) Regulations, 2014, the trustees of the Grasim Employees' Welfare Trust ("Trust") do not have voting rights in respect of the shares held by the Trust. The voting rights will be available to the individuals (Option Grantees) upon exercise of the Options by them under the Company's Employee Stock Option Scheme 2018.





1. Name of Listed Entity: Grasim Industries Limited
2. Scrip Code/Name of Scrip/Class of Security: GRASIM
3. Share Holding Pattern Filled under: 31b
4. Share Holding Pattern as on : 30-Sep-2020 (Pre)
5. Declaration: The Listed entity is required to submit the following declaration to the extent of submission of information:-

Sl. No.	Particulars	Yes/No
1	Whether the Listed Entity has issued any partly paid up shares?	No
2	Whether the Listed Entity has issued any Convertible Securities?	No
3	Whether the Listed Entity has any shares against which depository receipts are issued?	Yes
4	Whether the Listed Entity has any shares in locked-in?	No
5	Whether any shares held by promoters are pledge or otherwise encumbered?	No
6	Whether the Listed Entity has issued any differential Voting Rights?	No
7	Whether the Listed Entity has issued any Warrants?	No
8	Whether the listed entity has any significant beneficial owner?	Yes



CERTIFIED TRUE COPY  
FOR GRASIM INDUSTRIES LIMITED

*Hutokshi Wadia*

HUTOKSHI WADIA  
COMPANY SECRETARY


Table I - Summary Statement holding of specified securities

Category	Category of shareholder	Nos. of shareholders	No. of fully paid up equity shares held	No. of Partly paid-up equity Shares held	No. of shares underlying Depository Receipts	Total nos. shares held	Share-holding as a % of total no. of shares (calculated as per SCRR, 1957)	Number of Voting Rights held in each class of securities			Share-holding, as a % assuming full conversion of convertible securities (as a percentage of diluted share capital)	Number of Locked In shares		Number of Shares pledged or otherwise encumbered	Number of equity shares held in dematerialized form
								(IX)				(X)	(XI) = (VII)+(X)		
								Class eg: X	Class eg: Y	Total				Total as a % of (A+B+C)	No. (a)
A	Promoter & Promoter Group	23	245181214	0	24011520	269192734	40.92	0	269192734	41	0	0	0	269192734	
B	Public	239110	374778165	0	12599944	387378109	58.88	0	387378109	59	0	0	0	367509042	
C	Non Promoter- Non Public	1	1357375	0	0	1357375		0	0	0	0	0	0	1357375	
C1	Shares underlying DRS	0	0	0	0	0		0	0	0	0	0	0	0	
C2	Shares held by Employee Trusts	1	1357375	0	0	1357375	0.21	0	0	0	0	0	0	1357375	
	Total	239134	621316754	0	36611464	657928218	100	656570843	656570843	100	0	0	0	638059151	



Table II - Statement showing shareholding pattern of the Promoter and Promoter Group

Category	Category & Name of the Shareholders	PAN	No. of share holder	No. of fully paid-up equity shares held	Partly paid-up equity shares held	Nos. of shares underlying Depository Receipts	Total nos. shares held (VII = IV+V+VI)	Shareholding % (calculated as per SCRR, 1957)	Number of Voting Rights held in each class of securities			No. of shares underlying convertible securities (including warrants)	Shareholding as % assuming full conversion of convertible securities (as a percentage of diluted share capital)	Number of shares locked in shares		Number of shares pledged or otherwise encumbered		Number of equity shares held in dematerialized form
									Class X	Class Y	Total			No. (a)	As a % of total Shares held (b)	No. (a)	As a % of total shares held (b)	
(i)	(ii)	(iii)	(iv)	(v)	(vi)	(vii)	(viii)	(ix)	(x)	(xi)	(xii)	(xiii)	(xiv)					
1	Indian		0	0	0	0	0	0	0	0	0	0	0	0	0	0	0	0
a	Individuals/Hindu Undivided Family		5	1421162	0	0	1421162	0.22	1421162	0	1421162	0.22	0	0	0	0	0	1421162
	KUMAR MANGALAM BIRLA		1	586993	0	0	586993	0.09	586993	0	586993	0.09	0	0	0	0	0	586993
	NEERJA BIRLA		1	73062	0	0	73062	0.01	73062	0	73062	0.01	0	0	0	0	0	73062
	RAJASHREE BIRLA		1	552850	0	0	552850	0.08	552850	0	552850	0.08	0	0	0	0	0	552850
	NASAVADATTA BAJAJ		1	118537	0	0	118537	0.02	118537	0	118537	0.02	0	0	0	0	0	118537
	ADITYA VIKRAM KUMARMANGALAM BIRLA HUF		1	89720	0	0	89720	0.01	89720	0	89720	0.01	0	0	0	0	0	89720
b	Central Government/ State Government(s)		0	0	0	0	0	0	0	0	0	0	0	0	0	0	0	0
c	Financial Institutions/ Banks		0	0	0	0	0	0	0	0	0	0	0	0	0	0	0	0
D	Any Other (specify)		13	243760052	0	0	243760052	37.05	243760052	0	243760052	37.13	0	0	0	0	0	243760052
	Bodies Corporate		13	243760052	0	0	243760052	37.05	243760052	0	243760052	37.11	0	0	0	0	0	243760052
	BIRLA CONSULTANTS LIMITED		1	87382	0	0	87382	0.01	87382	0	87382	0.01	0	0	0	0	0	87382
	BIRLA INDUSTRIAL FINANCE (INDIA) LIMITED		1	87485	0	0	87485	0.01	87485	0	87485	0.01	0	0	0	0	0	87485
	BIRLA INDUSTRIAL INVESTMENTS (INDIA) LIMITED		1	18657	0	0	18657	0	18657	0	18657	0	0	0	0	0	0	18657
	HINDALCO INDUSTRIES LIMITED		1	28222468	0	0	28222468	4.29	28222468	0	28222468	4.3	0	0	0	0	0	28222468
	BIRLA GROUP HOLDINGS PRIVATE LIMITED		1	125004398	0	0	125004398	19	125004398	0	125004398	19.04	0	0	0	0	0	125004398
	RAJRATNA HOLDINGS PRIVATE LIMITED		1	670	0	0	670	0	670	0	670	0	0	0	0	0	0	670



JMANG	26746262	1	26746262	0	26746262	4.07	26746262	0	26746262	4.07	0	4.07	0	0	0	0	26746262
COMMERCIAL COMPANY PRIVATE LIMITED																	
VIKRAM HOLDINGS PVT LTD	750	1	750	0	750	0	750	0	750	0	0	0	0	0	0	0	750
VAIBHAV HOLDINGS PRIVATE LIMITED	670	1	670	0	670	0	670	0	670	0	0	0	0	0	0	0	670
BIRLA INSTITUTE OF TECHNOLOGY AND SCIENCE	661205	1	661205	0	661205	0.1	661205	0	661205	0.1	0	0.1	0	0	0	0	661205
PILANI INVESTMENT AND INDUSTRIES CORPORATION LTD.	24714527	1	24714527	0	24714527	3.76	24714527	0	24714527	3.76	0	3.76	0	0	0	0	24714527
IGH HOLDINGS PRIVATE LIMITED	37973393	1	37973393	0	37973393	5.77	37973393	0	37973393	5.78	0	5.77	0	0	0	0	37973393
RENUKA INVESTMENTS & FINANCE LIMITED	242185	1	242185	0	242185	0.04	242185	0	242185	0.04	0	0.04	0	0	0	0	242185
ECE INDUSTRIES LTD.		0		0				0			0		0	0	0	0	
Sub-Total (A)(1)	245181214	18	245181214	0	245181214	37.27	245181214	0	245181214	37.34	0	37.27	0	0	0	0	245181214
2 Foreign		0		0		0		0		0	0	0	0	0	0	0	
a Individuals (Non-Resident Individuals/ Foreign Individuals)		0		0				0		0	0	0	0	0	0	0	
b Government		0		0				0		0	0	0	0	0	0	0	
c Institutions		0		0				0		0	0	0	0	0	0	0	
d Foreign Portfolio Investor		0		0				0		0	0	0	0	0	0	0	
e Any Other (specify)		5		0	24011520	3.65	24011520	0	24011520	3.66	0	3.65	0	0	0	0	24011520
Bodies Corporate		5		0	24011520	3.64	24011520	0	24011520	3.65	0	3.64	0	0	0	0	24011520
P.T. Indo Bharat Rayon		1		0	20004020	3.04	20004020	0	20004020	3.05	0	3.04	0	0	0	0	20004020
P T Sunnirise Bumi Textiles		1		0	1268750	0.19	1268750	0	1268750	0.19	0	0.19	0	0	0	0	1268750
P T Elegant Textile Industry		1		0	808750	0.12	808750	0	808750	0.12	0	0.12	0	0	0	0	808750
Thai Rayon Public Company Limited		1		0	1925000	0.29	1925000	0	1925000	0.29	0	0.29	0	0	0	0	1925000
Surya Kiran Investments Pte Limited		1		0	5000	0	5000	0	5000	0	0	0	0	0	0	0	5000
Sub-Total (A)(2)		5		0	24011520	3.65	24011520	0	24011520	3.66	0	3.65	0	0	0	0	24011520
Total Shareholding of Promoter and Promoter Group (A)= (A)(1)+(A)(2)		23	245181214	0	24011520	40.92	269192734	0	269192734	41	0	40.92	0	0	0	0	269192734





Table III - Statement showing shareholding pattern of the Public shareholder

Category & Name of the Shareholders (i)	PAN (ii)	Nos. of shareholder (iii)	No. of fully paid up equity shares held (iv)	Partly paid-up equity shares held (v)	Nos. of shares underlying Depository Receipts (vi)	Total nos. shares held VII = IV+V+VI	Shareholding % calculate d as per SCRR, 1957 As a % of (A+B+C2) VIII	Number of Voting Rights held in each class of securities (ix)			Total as a % of Total Voting rights	No. of Shares Underlying convertible securities (including Warrants) (x)	Total shareholding, as a % assuming full conversion of convertible securities (as a percentage of diluted share capital) (xi)	Number of Locked in shares (xii)		Number of Shares pledged or otherwise encumbered (xiii)		Number of equity shares held in dematerialized form (xiv)	
								No of Voting Rights						No. (a)	As a % of total Shares held (b)	No. (a)	As a % of total shares held (Not applicable) (b)		
								Class X	Class Y	Total									
1 Institutions																			
a Mutual Funds/																			
ICICI PRUDENTIAL NIFTY ETF		54	45022550	0	0	45022550	6.84	45022550	0	45022550	6.86	0	0	0	0	0	0	0	44983706
TEMPLETON INDIA EQUITY INCOME FUND		1	12674422	0	0	12674422	1.93	12674422	0	12674422	1.93	0	0	0	0	0	0	0	12674422
SBI NIFTY INDEX FUND		1	7618331	0	0	7618331	1.16	7618331	0	7618331	1.16	0	0	0	0	0	0	0	7618331
Venture Capital Funds																			
Alternate Investment Funds																			
Foreign Venture Capital Investors																			
Foreign Portfolio Investors																			
GOVERNMENT PENSION FUND GLOBAL		446	82560895	0	0	82560895	12.55	82560895	0	82560895	12.57	0	0	0	0	0	0	0	82552915
Financial Institutions/ Banks																			
Insurance Companies																			
LIFE INSURANCE CORPORATION OF INDIA		1	7639382	0	0	7639382	1.16	7639382	0	7639382	1.16	0	0	0	0	0	0	0	7639382
Provident Funds/ Pension Funds																			
Any Other (specify)																			
Sub-Total (B)(1)		580	215872599	0	0	215872599	32.81	215872599	0	215872599	32.88	0	0	0	0	0	0	0	0
Central Government/ State Government(s)/ President of India		3	9156	0	0	9156	0	9156	0	9156	0	0	0	0	0	0	0	0	7906
Sub-Total (B)(2)		3	9156	0	0	9156	0	9156	0	9156	0	0	0	0	0	0	0	0	7906
Non-Institutions																			
Individuals -		228489	71729326	0	0	71729326	10.9	71729326	0	71729326	10.92	0	0	0	0	0	0	0	66503931
Individual Shareholders		228463	58116616	0	0	58116616	8.83	58116616	0	58116616	8.85	0	0	0	0	0	0	0	52891221



h



Table IV - Statement showing shareholding pattern of the Non Promoter- Non Public shareholder

Category & Name of the Shareholders	PAN	No. of Shareholder	No. of fully paid up equity shares held	Partly paid-up equity shares held	Nos. of shares underlying Depository Receipts	Total no. shares held [VII= IV+V+VI]	Shareholding % calculate as per SCRR, 1957 As a % of (A+B+C2)	Number of Voting Rights held in each class of securities			No. of Shares Underlying Outstanding convertible securities (including Warrants)	Total shareholding, as a % assuming full conversion of convertible securities (as a percentage of diluted share capital)	Number of Locked in shares		Number of Shares Pledged or otherwise encumbered	Number of equity shares held in dematerialized form (Not Applicable)
								Class X	Class Y	Total			No.	As a % of total Shares held		
(i)	(ii)	(iii)	(iv)	(v)	(vi)	(vii)	(viii)	(ix)			(x)	(xi)	(xii)	(xiii)	(xiv)	
1. Custodian/DR Holder		0	0	0	0	0		0	0	0	0	0	0		0	
2. Employee Benefit Trust (under SEBI (Share based Employee Benefit) Regulations, 2014)		1	1357375	0	0	1357375	0.21	0	0	0	0	0.21	0		1357375	
Total Non-Promoter-Non Public Shareholding (C)= (C1)+(C2)		1	1357375	0	0	1357375		0	0	0	0		0		1357375	



Table V - Statement showing shareholding pattern of the Significant Beneficiary Owner (SBO)

	Name	PAN	Passport No. in case of a foreign national	Nationality	Details of holding/ exercise of right of the SBO in the reporting company, whether direct or indirect*				Date of creation / acquisition of significant beneficial interest	
					Shares	Voting rights	Rights on distributable dividend or any other distribution	Exercise of control		Exercise of significant influence
1	KUMAR MANGALAM BIRLA			India	37.18	0	0			
A	UMANG COMMERCIAL COMPANY PRIVATE LIMITED			India	4.07			No	No	30-Sep-2020
B	P. T. Sunrise Bumi Textiles			Any other	0.19			No	No	30-Sep-2020
C	KUMAR MANGALAM BIRLA			India	0.17			No	No	30-Sep-2020
D	BIRLA INSTITUTE OF TECHNOLOGY AND SCIENCE			India	0.1			No	No	30-Sep-2020
E	NEERJA BIRLA			India	0.01			No	No	30-Sep-2020
F	IGH HOLDINGS PRIVATE LIMITED			India	5.77			No	No	30-Sep-2020
G	P.T. Indo Bharat Rayon			Any other	3.04			No	No	30-Sep-2020
H	VIKRAM HOLDINGS PRIVATE LIMITED			India	0			No	No	30-Sep-2020
I	RAJRATNA HOLDINGS PRIVATE LIMITED			India	0			No	No	30-Sep-2020
J	ADITYA VIKRAM KUMARMANGALAM BIRLA HUF			India	0.01			No	No	30-Sep-2020
K	VAIBHAV HOLDINGS PRIVATE LIMITED			India	0			No	No	30-Sep-2020
L	P. T. Elegant Textile Industry			Any other	0.12			No	No	30-Sep-2020
M	HINDALCO INDUSTRIES LIMITED			India	4.29			No	No	30-Sep-2020
N	Thai Rayon Public Company Limited			Any other	0.29			No	No	30-Sep-2020
O	RENUKA INVESTMENTS & FINANCE LIMITED			India	0.04			No	No	30-Sep-2020
P	BIRLA GROUP HOLDINGS PRIVATE LIMITED			India	19			No	No	30-Sep-2020
Q	RAJASHREE BIRLA			India	0.08			No	No	30-Sep-2020
R	Surya Kiran Investments Pte Limited			Singapore	0			No	No	30-Sep-2020



Table II- Unclaim Details

Details of Shares which remain unclaimed may be given here along with details such as number of shareholders, outstanding shares held in demat/unclaimed suspense account, voting rights which are frozen etc.	
No. of shareholders	No. of share held

Table III- Unclaim Details

Details of Shares which remain unclaimed may be given here along with details such as number of shareholders, outstanding shares held in demat/unclaimed suspense account, voting rights which are frozen etc.	
No. of shareholders	Voting rights which are frozen
1939	215826

Table III- Person in Concert

Details of the shareholders acting as persons in Concert including their Shareholding		
Name of shareholder	Name of PAC	Holding %

Company Remarks

Promoters includes 3.65% as GDRs. Refer the Deposit Agreement between the Parties w.r.t. voting rights. Public includes 1.92% as GDRs. Refer the Deposit Agreement between the Parties w.r.t. voting rights.

The Company has received disclosures under Regulation 7(2) of SEBI (Prohibition of Insider Trading) Regulations, 2015, as under:  
 - Disclosure dated 14th September 2020 from one of the Promoter Group Companies viz. IGH Holdings Private Limited (IGH) intimating purchase of 14,86,000 equity shares of the Company and 28,59,000 equity shares of the Company from the secondary market on 10th September 2020 and 11th September 2020 respectively. Post acquisition IGH holds 3,79,73,393 equity shares of the Company (5.77%). The said changes are also reflected in the details of Significant Beneficial Owner and the details of registered owner in this shareholding pattern.

- Disclosure dated 5th October 2020 from one of the Promoters viz. Mr. Kumar Mangalam Birla regarding purchase of 5,00,000 equity shares of the Company from the secondary market on 30th September 2020. As the above purchase took place on 30th September 2020, the said shares were lying in the sellers demat account as per Stock Exchange's settlement cycle and were subsequently credited in Mr. Kumar Mangalam Birla's demat account post 30th September 2020. The said changes are therefore not reflected in the shareholding pattern. Post acquisition, Mr. Birla holds 10,86,993 equity shares of the Company (0.17%).

In terms of SEBI (Share Based Employee Benefits) Regulations, 2014, the trustees of the Grasim Employees' Welfare Trust ("Trust") do not have voting rights in respect of the shares held by the Trust. The voting rights will be available to the individuals (Option Grantees) upon exercise of the Options by them under the Company's Employee Stock Option Scheme 2018.



h

911

1. Name of Listed Entity: Grasim Industries Limited
2. Scrip Code/Name of Scrip/Class of Security: GRASIM
3. Share Holding Pattern Filed under: 31b
4. Share Holding Pattern as on : 30-Sep-2020 (Post)
5. Declaration: The Listed entity is required to submit the following declaration to the extent of submission of information:-

Sl. No.	Particulars	Yes/No
1	Whether the Listed Entity has issued any partly paid up shares?	No
2	Whether the Listed Entity has issued any Convertible Securities?	No
3	Whether the Listed Entity has any shares against which depository receipts are issued?	Yes
4	Whether the Listed Entity has any shares in locked-in?	No
5	Whether any shares held by promoters are pledge or otherwise encumbered?	No
6	Whether the Listed Entity has issued any differential Voting Rights?	No
7	Whether the Listed Entity has issued any Warrants?	No
8	Whether the listed entity has any significant beneficial owner?	Yes



CERTIFIED TRUE COPY  
FOR GRASIM INDUSTRIES LIMITED

*Hutokshi Wadia*

HUTOKSHI WADIA  
COMPANY SECRETARY

Table I - Summary Statement holding of specified securities

Category	Category of shareholder	Nos. of shareholders	No. of fully paid up equity shares held	No. of Partly paid-up equity Shares held	No. of shares underlying Depository Receipts	Total nos. shares held	Share-holding as a % of total no. of shares (calculated as per SCRR, 1957)	Number of Voting Rights held in each class of securities				No. of Shares Outstanding convertible securities (including Warrants)	Share-holding, as a % assuming full conversion of convertible securities (as a percentage of diluted share capital)	Number of Locked in shares		Number of Shares pledged or otherwise encumbered		Number of equity shares held in dematerialized form		
								(IX)						(X)	(XI) = (VII)+(X)	(XII)			(XIII)	
								No. of Voting Rights		Total as a % of (A+B+C)	Total					No. (a)	As a % of total Shares held (b)		No. (a)	As a % of total Shares held (b)
Class eg: X	Class eg: Y	Class eg: Z	Class eg: C																	
A	Promoter & Promoter Group	23	245181214	0	24011520	269192734	40.92	269192734	0	269192734	41	40.92	0	0	0	0	269192734			
B	Public	239110	374778165	0	12599944	387378109	58.88	387378109	0	387378109	59	58.88	0	0	0	0	367509042			
C	Non Promoter- Non Public	1	1357375	0	0	1357375		0	0	0	0		0	0	0	0	1357375			
C1	Shares underlying DRs	0	0	0	0	0		0	0	0	0		0	0	0	0	0			
C2	Shares held by Employee Trusts	1	1357375	0	0	1357375	0.21	0	0	0	0	0.21	0	0	0	0	1357375			
	Total	239134	621316754	0	36611464	657928218	100	656570843	0	656570843	100	100	0	0	0	0	638059151			





Table II - Statement showing shareholding pattern of the Promoter and Promoter Group

Category	Category & Name of the Shareholders	PAN	No. of share holder	No. of fully paid-up equity shares held	Partly paid-up equity shares held	Nos. of shares underlying Depository Receipts	Total nos. shares held (VII = IV+V+VI)	Shareholding % (calculated as per SCRR, 1957)	Number of Voting Rights held in each class of securities			No. of shares underlying convertible securities (including warrants)	Shareholding as % assuming full conversion of convertible securities (as a percentage of diluted share capital)	Number of shares locked in shares		Number of shares pledged or otherwise encumbered		Number of equity shares held in dematerialized form
									Class X	Class Y	Total			(XII) - No. (a)	As a % of total Shares held (b)	(XIII) - No. (a)	As a % of total shares held (b)	
1	Indian Individuals/Hindu Undivided Family		5	1421162	0	0	1421162	0.22	0	0	0	0	0	0	0	0	0	1421162
	KUMAR MANGALAM BIRLA		1	586993	0	0	586993	0.09	0	0	0	0	0	0	0	0	0	586993
	NEERIA BIRLA		1	73062	0	0	73062	0.01	0	0	0	0	0	0	0	0	0	73062
	RAJASHREE BIRLA		1	552850	0	0	552850	0.08	0	0	0	0	0	0	0	0	0	552850
	MASAVADATTA BAJAJ		1	118537	0	0	118537	0.02	0	0	0	0	0	0	0	0	0	118537
	ADITYA VIKRAM KUMARMANGALAM BIRLA HUF		1	89720	0	0	89720	0.01	0	0	0	0	0	0	0	0	0	89720
b	Central Government/ State Government(s)		0	0	0	0	0	0	0	0	0	0	0	0	0	0	0	0
c	Financial Institutions/ Banks		0	0	0	0	0	0	0	0	0	0	0	0	0	0	0	0
D	Any Other (specify)		13	243760052	0	0	243760052	37.05	0	243760052	0	243760052	37.13	0	0	0	0	243760052
	Bodies Corporate		13	243760052	0	0	243760052	37.05	0	243760052	0	243760052	37.11	0	0	0	0	243760052
	BIRLA CONSULTANTS LIMITED		1	87382	0	0	87382	0.01	0	87382	0	87382	0.01	0	0	0	0	87382
	BIRLA INDUSTRIAL FINANCE (INDIA) LIMITED		1	87485	0	0	87485	0.01	0	87485	0	87485	0.01	0	0	0	0	87485
	BIRLA INDUSTRIAL INVESTMENTS (INDIA) LIMITED		1	18657	0	0	18657	0	0	18657	0	18657	0	0	0	0	0	18657
	HINDALCO INDUSTRIES LIMITED		1	28222468	0	0	28222468	4.29	0	28222468	0	28222468	4.3	0	0	0	0	28222468
	BIRLA GROUP HOLDINGS PRIVATE LIMITED		1	125004398	0	0	125004398	19	0	125004398	0	125004398	19.04	0	0	0	0	125004398
	RAJRATNA HOLDINGS PRIVATE LIMITED		1	670	0	0	670	0	0	670	0	670	0	0	0	0	0	670

UMANG COMMERCIAL COMPANY PRIVATE LIMITED	1	26746262	0	26746262	4.07	26746262	0	26746262	4.07	0	0	0	0	0	0	0	0	26746262
VIKRAM HOLDINGS PVT LTD	1	750	0	750	0	750	0	750	0	0	0	0	0	0	0	0	0	750
VAIBHAV HOLDINGS PRIVATE LIMITED	1	670	0	670	0	670	0	670	0	0	0	0	0	0	0	0	0	670
BIRLA INSTITUTE OF TECHNOLOGY AND SCIENCE	1	661205	0	661205	0.1	661205	0	661205	0.1	0	0	0	0	0	0	0	0	661205
PILANI INVESTMENT AND INDUSTRIES CORPORATION LTD.	1	24714527	0	24714527	3.76	24714527	0	24714527	3.76	0	0	0	0	0	0	0	0	24714527
HIGH HOLDINGS PRIVATE LIMITED	1	37973393	0	37973393	5.77	37973393	0	37973393	5.78	0	0	0	0	0	0	0	0	37973393
RENUKA INVESTMENTS & FINANCE LIMITED	1	242185	0	242185	0.04	242185	0	242185	0.04	0	0	0	0	0	0	0	0	242185
FACE INDUSTRIES LTD.	0	0	0	0	0	0	0	0	0	0	0	0	0	0	0	0	0	0
Sub-Total (A)(1)	18	245181214	0	245181214	37.27	245181214	0	245181214	37.34	0	0	0	0	0	0	0	0	245181214
2 Foreign	0	0	0	0	0	0	0	0	0	0	0	0	0	0	0	0	0	0
a Individuals (Non-Resident Individuals/ Foreign Individuals)	0	0	0	0	0	0	0	0	0	0	0	0	0	0	0	0	0	0
b Government	0	0	0	0	0	0	0	0	0	0	0	0	0	0	0	0	0	0
c Institutions	0	0	0	0	0	0	0	0	0	0	0	0	0	0	0	0	0	0
d Foreign Portfolio Investor	0	0	0	0	0	0	0	0	0	0	0	0	0	0	0	0	0	0
e Any Other (specify)	5	0	0	24011520	3.65	24011520	0	24011520	3.66	0	0	0	0	0	0	0	0	24011520
Bodies Corporate	5	0	0	24011520	3.64	24011520	0	24011520	3.65	0	0	0	0	0	0	0	0	24011520
P.T. Indo Bharat Rayon	1	0	0	20004020	3.04	20004020	0	20004020	3.05	0	0	0	0	0	0	0	0	20004020
P T Sunrise Bumi Textiles	1	0	0	1268750	0.19	1268750	0	1268750	0.19	0	0	0	0	0	0	0	0	1268750
P T Elegant Textile Industry	1	0	0	808750	0.12	808750	0	808750	0.12	0	0	0	0	0	0	0	0	808750
Thai Rayon Public Company Limited	1	0	0	1925000	0.29	1925000	0	1925000	0.29	0	0	0	0	0	0	0	0	1925000
Surya Kiran Investments Pte Limited	1	0	0	5000	0	5000	0	5000	0	0	0	0	0	0	0	0	0	5000
Sub-Total (A)(2)	5	0	0	24011520	3.65	24011520	0	24011520	3.66	0	0	0	0	0	0	0	0	24011520
Total Shareholding of Promoter and Promoter Group (A) = (A)(1)+(A)(2)	23	245181214	0	24011520	40.92	269192734	0	269192734	41	0	0	0	0	0	0	0	0	269192734

Table III - Statement showing shareholding pattern of the Public shareholder

Category & Name of the Shareholders (i)	PAN (ii)	Nos. of shareholder (iii)	No. of fully paid up equity shares held (iv)	Partly paid-up equity shares held (v)	Nos. of shares underlying Depository Receipts (vi)	Total nos. shares held $\frac{IV+V+VI}{VII}$	Shareholding % as per SCRR, 1957 As a % of (A+B+C2) VIII	Number of Voting Rights held in each class of securities (ix)				No. of Shares Underlying convertible securities (including Warrants) (x)	Total shareholding, as a % assuming full conversion of convertible securities (as a percentage of diluted share capital) (xi)	Number of Locked in shares (xii)		Number of Shares pledged or otherwise encumbered (xiii)		Number of equity shares held in dematerialized form (xiv)
								Total as a % of Total Voting rights		No. (a)	As a % of total Shares held (b)			No. (Not applicable) (a)	As a % of total shares held (Not applicable) (b)			
								Class X	Class Y							Class Z	Total	
1 Institutions		0	0	0	0	0	0	0	0	0	0	0	0	0	0	0	0	0
a Mutual Funds/ ICICI PRUDENTIAL NIFTY ETF		54	45022550	0	0	45022550	6.84	45022550	0	45022550	6.86	0	6.84	0	0	0	0	44983706
TEMPLETON INDIA EQUITY INCOME FUND		1	12674422	0	0	12674422	1.93	12674422	0	12674422	1.93	0	1.93	0	0	0	0	12674422
SBI NIFTY INDEX FUND		1	7618331	0	0	7618331	1.16	7618331	0	7618331	1.16	0	1.16	0	0	0	0	7618331
Venture Capital Funds		1	7542006	0	0	7542006	1.15	7542006	0	7542006	1.15	0	1.15	0	0	0	0	7542006
Alternate Investment Funds		0	0	0	0	0	0	0	0	0	0	0	0	0	0	0	0	0
Foreign Venture Capital Investors		6	146189	0	0	146189	0.02	146189	0	146189	0.02	0	0.02	0	0	0	0	146189
Foreign Portfolio Investors		0	0	0	0	0	0	0	0	0	0	0	0	0	0	0	0	0
GOVERNMENT PENSION FUND GLOBAL		446	82560895	0	0	82560895	12.55	82560895	0	82560895	12.57	0	12.55	0	0	0	0	82552915
Financial Institutions/ Banks		1	7639382	0	0	7639382	1.16	7639382	0	7639382	1.16	0	1.16	0	0	0	0	7639382
Insurance Companies		65	1221665	0	0	1221665	0.19	1221665	0	1221665	0.19	0	0.19	0	0	0	0	1172944
LIFE INSURANCE CORPORATION OF INDIA		9	86921300	0	0	86921300	13.21	86921300	0	86921300	13.24	0	13.21	0	0	0	0	86903348
Provident Funds/ Pension Funds		1	78132524	0	0	78132524	11.88	78132524	0	78132524	11.9	0	11.88	0	0	0	0	78115737
Any Other (specify)		0	0	0	0	0	0	0	0	0	0	0	0	0	0	0	0	0
Sub-Total (B)(1)		580	215872599	0	0	215872599	32.81	215872599	0	215872599	32.88	0	32.81	0	0	0	0	215759102
Central Government/ State Government(s)/ President of India		3	9156	0	0	9156	0	9156	0	9156	0	0	0	0	0	0	0	7906
Sub-Total (B)(2)		3	9156	0	0	9156	0	9156	0	9156	0	0	0	0	0	0	0	7906
Non-institutions - individuals - individual shareholders		228489	71729326	0	0	71729326	10.9	71729326	0	71729326	10.92	0	10.9	0	0	0	0	66503931
		228463	58116616	0	0	58116616	8.83	58116616	0	58116616	8.85	0	8.83	0	0	0	0	52891221





Table IV - Statement showing shareholding pattern of the Non Promoter- Non Public shareholder

Category & Name of the Shareholders	PAN	No. of Shareholder	No. of fully paid up equity shares held	Partly paid-up equity shares held	Nos. of shares underlying Depository Receipts	Total no. shares held (VII) = IV+V+VI	Shareholding % calculate as per SCRR, 1957 As a % of (A+B+C2)	Number of Voting Rights held in each class of securities			No. of Shares Underlying Outstanding convertible securities (including Warrants)	Total shareholding, as a % assuming full conversion of convertible securities (as a percentage of diluted share capital)	Number of Locked in shares		Number of Shares pledged or otherwise encumbered	Number of equity shares held in dematerialized form (Not Applicable)				
								(IX)					(X)	(XI)			(XII)		(XIII)	(XIV)
								Class X	Class Y	Total							No.	As a % of total Shares held		
1 Custodian/DR Holder		0	0	0	0	0		0	0	0	0	0	0		0					
2 Employee Benefit Trust (under SEBI (Share based Employee Benefit) Regulations, 2014)		1	1357375	0	0	1357375	0.21	0	0	0	0	0	0		1357375					
Total Non-Promoter- Non Public Shareholding (C) = (C1)+(C2)		1	1357375	0	0	1357375		0	0	0	0	0	0		1357375					



Table V - Statement showing shareholding pattern of the Significant Beneficiary Owner (SBO)

	Name	PAN	Passport No. in case of a foreign national	Nationality	Details of holding/ exercise of right of the SBO in the reporting company, whether direct or indirect*			Exercise of significant influence	Date of creation / acquisition of significant beneficial interest
					Shares	Voting rights	Rights on distributable dividend or any other distribution		
1	KUMAR MANGALAM BIRLA			India	37.18	0	0		
A	UMANG COMMERCIAL COMPANY PRIVATE LIMITED			India	4.07			No	30-Sep-2020
B	P. T. Sunrise Bumi Textiles			Any other	0.19			No	30-Sep-2020
C	KUMAR MANGALAM BIRLA			India	0.17			No	30-Sep-2020
D	BIRLA INSTITUTE OF TECHNOLOGY AND SCIENCE			India	0.1			No	30-Sep-2020
E	NEERJA BIRLA			India	0.01			No	30-Sep-2020
F	IGH HOLDINGS PRIVATE LIMITED			India	5.77			No	30-Sep-2020
G	P.T. Indo Bharat Rayon			Any other	3.04			No	30-Sep-2020
H	MIKRAM HOLDINGS PRIVATE LIMITED			India	0			No	30-Sep-2020
I	RAJRATNA HOLDINGS PRIVATE LIMITED			India	0			No	30-Sep-2020
J	ADITYA VIKRAM KUMARMANGALAM BIRLA HUF			India	0.01			No	30-Sep-2020
K	VAIBHAV HOLDINGS PRIVATE LIMITED			India	0			No	30-Sep-2020
L	P. T. Elegant Textile Industry			Any other	0.12			No	30-Sep-2020
M	HINDALCO INDUSTRIES LIMITED			India	4.29			No	30-Sep-2020
N	Thai Rayon Public Company Limited			Any other	0.29			No	30-Sep-2020
O	RENUKA INVESTMENTS & FINANCE LIMITED			India	0.04			No	30-Sep-2020
P	BIRLA GROUP HOLDINGS PRIVATE LIMITED			India	19			No	30-Sep-2020
Q	RAJASHREE BIRLA			India	0.08			No	30-Sep-2020
R	Surya Kiran Investments Pte Limited			Singapore	0			No	30-Sep-2020



Table II- Unclaim Details

Details of Shares which remain unclaimed may be given here along with details such as number of shareholders, outstanding shares held in demat/unclaimed suspense account, voting rights which are frozen etc.	
No. of shareholders	No. of share held

Table III- Unclaim Details

Details of Shares which remain unclaimed may be given here along with details such as number of shareholders, outstanding shares held in demat/unclaimed suspense account, voting rights which are frozen etc.		
No. of shareholders	No of share held	Voting rights which are frozen
1939	215826	215826

Table III- Person in Concert

Details of the shareholders acting as persons in Concert including their Shareholding			
Name of shareholder	Name of PAC	No. of share	Holding %

## Company Remarks

Promoters includes 3.65% as GDRs. Refer the Deposit Agreement between the Parties w.r.t. voting rights. Public includes 1.92% as GDRs. Refer the Deposit Agreement between the Parties w.r.t. voting rights.

The Company has received disclosures under Regulation 7(2) of SEBI (Prohibition of Insider Trading) Regulations, 2015, as under:  
 - Disclosure dated 14th September 2020 from one of the Promoter Group Companies viz. IGH Holdings Private Limited (IGH) intimating purchase of 14,86,000 equity shares of the Company and 28,59,000 equity shares of the Company from the secondary market on 10th September 2020 and 11th September 2020 respectively. Post acquisition IGH holds 3,79,73,393 equity shares of the Company (5.77%). The said changes are also reflected in the details of Significant Beneficial Owner and the details of registered owner in this shareholding pattern.

- Disclosure dated 5th October 2020 from one of the Promoters viz. Mr. Kumar Mangalam Birla regarding purchase of 5,00,000 equity shares of the Company from the secondary market on 30th September 2020. As the above purchase took place on 30th September 2020, the said shares were lying in the sellers demat account as per Stock Exchange's settlement cycle and were subsequently credited in Mr. Kumar Mangalam Birla's demat account post 30th September 2020. The said changes are therefore not reflected in the shareholding pattern. Post acquisition, Mr. Birla holds 10,86,993 equity shares of the Company (0.17%).

In terms of SEBI (Share Based Employee Benefits) Regulations, 2014, the trustees of the Grasim Employees' Welfare Trust ("Trust") do not have voting rights in respect of the shares held by the Trust. The voting rights will be available to the individuals (Option Grantees) upon exercise of the Options by them under the Company's Employee Stock Option Scheme 2018.







1. Name of Listed Entity: Indorama India Private Limited (Formerly IRC Agrochemicals Private Limited) (Unlisted Entity)
2. Scrip Code/Name of Scrip/Class of Security: NA
3. Share Holding Pattern Filled under: NA
4. Share Holding Pattern as on : 30-Sep-2020 (Pre)
5. Declaration: The Unlisted entity is required to submit the following declaration to the extent of submission of information:-

Sl. No.	Particulars	Yes/No
1	Whether the Listed Entity has issued any partly paid up shares?	No
2	Whether the Listed Entity has issued any Convertible Securities?	No
3	Whether the Listed Entity has any shares against which depository receipts are issued?	No
4	Whether the Listed Entity has any shares in locked-in?	No
5	Whether any shares held by promoters are pledge or otherwise encumbered?	No
6	Whether the Listed Entity has issued any differential Voting Rights?	No
7	Whether the Listed Entity has issued any Warrants?	No
8	Whether the listed entity has any significant beneficial owner?	No



CERTIFIED TRUE COPY  
FOR GRASIM INDUSTRIES LIMITED  
HUTOKS. WADIA  
COMPANY SECRETARY

For INDORAMA INDIA PVT. LTD.

*[Handwritten Signature]*  
Authorised Signatory

Table 1 - Summary Statement holding of specified securities

Category	Category of shareholder	Nos. of share-holders	No. of fully paid up equity shares held	No. of partly paid-up equity shares held	No. of shares underlying Depository Receipts	Total nos. shares held	Share-holding as a % of total no. of shares (calculated as per SCRR, 1957)	Number of Voting Rights held in each class of securities			No. of Shares Underlying convertible securities (including Warrants)	Share-holding, as a % assuming full conversion of convertible securities (as a percentage of diluted share capital)	Number of Locked in shares		Number of Shares pledged or Otherwise encumbered	Number of equity shares held in dematerialized form	
								(i)	(ii)	(iii)			(a)	(b)			
(f)	(ii)	(iii)	(iv)	(v)	(vi)	(vii) = (iv)+(v)+(vi)	(viii) As a % of (A+B+C2)	(ix)			(x)	(xi) = (vii)+(x) As a % of (A+B+C2)	(xii)		(xiii)	(xiv)	
								No. of Voting Rights									
								Class eg: X	Class eg: Y	Total	Total as a % of (A+B+ C)						
A	Promoter & Promoter Group	2	299951427	0	0	299951427	100	299951427	0	299951427	100	0	100	0	0	0	0
B	Public	0	0	0	0	0	0	0	0	0	0	0	0	0	0	0	0
C	Non Promoter- Non Public	0	0	0	0	0	0	0	0	0	0	0	0	0	0	0	0
C1	Shares underlying DRs	0	0	0	0	0	0	0	0	0	0	0	0	0	0	0	0
C2	Shares held by Employee Trusts	0	0	0	0	0	0	0	0	0	0	0	0	0	0	0	0
	Total	2	299951427	0	0	299951427	100	299951427	0	299951427	100	0	100	0	0	0	0



For INDORAMA INDIA PVT. LTD.

*[Signature]*  
Authorised Signatory

125  
100

Table II - Statement showing shareholding pattern of the Promoter and Promoter Group

Category	Category & Name of the Shareholders	PAN	(i)	(ii)	(iii)	(iv)	(v)	(vi)	(vii)	Shareholding % (calculated as per SCRR, 1957)	Number of Voting Rights held in each class of securities			No. of shares underlying convertible securities (Including warrants)	Shareholding as % assuming full conversion of convertible securities (as a percentage of diluted share capital)	Number of locked in shares		Number of shares pledged or otherwise encumbered		Number of equity shares held in dematerialized form
											Class X	Class Y	Total			No. (a)	As a % of total Shares held (b)	No. (a)	As a % of total shares held (b)	
											(ix)			(x)		(xi)		(xii)		
											Total as a % of Total Voting rights			(x)		(xi)		(xii)		
1	Indian individuals/Hindu undivided family		0	0	0	0	0	0	0	0	0	0	0	0	0	0	0	0	0	0
a	Rajeev Khetrapal	AARPK4090N	1	1	0	0	0	0	0.01	0.01	1	0	1	0.01	0.01	0	0	0	0	0
b	Central Government/ State Government(s)		0	0	0	0	0	0	0.01	0.01	1	0	1	0.01	0.01	0	0	0	0	0
c	Financial Institutions/ Banks		0	0	0	0	0	0	0	0	0	0	0	0	0	0	0	0	0	0
d	Any Other (specify)		0	0	0	0	0	0	0	0	0	0	0	0	0	0	0	0	0	0
e	Sodies Corporate		0	0	0	0	0	0	0	0	0	0	0	0	0	0	0	0	0	0
	Sub-Total (A)(1)		1	1	0	0	0	0	0.01	0.01	1	0	1	0.01	0.01	0	0	0	0	0
2	Foreign		0	0	0	0	0	0	0	0	0	0	0	0	0	0	0	0	0	0
a	Individuals (Non-Resident individuals/ Foreign individuals)		0	0	0	0	0	0	0	0	0	0	0	0	0	0	0	0	0	0
b	Government		0	0	0	0	0	0	0	0	0	0	0	0	0	0	0	0	0	0
c	Institutions		0	0	0	0	0	0	0	0	0	0	0	0	0	0	0	0	0	0
d	Foreign Portfolio Investor		0	0	0	0	0	0	0	0	0	0	0	0	0	0	0	0	0	0
e	Any Other (specify)		1	299951426	0	0	0	0	99.99	99.99	299951426	0	299951426	99.99	99.99	0	0	0	0	0
	Sodies Corporate		1	299951426	0	0	0	0	99.99	99.99	299951426	0	299951426	99.99	99.99	0	0	0	0	0
	Indorema Holdings B.V. Netherlands	A AFC14461B	1	299951426	0	0	0	0	99.99	99.99	299951426	0	299951426	99.99	99.99	0	0	0	0	0
	Sub-Total (A)(2)		1	299951426	0	0	0	0	99.99	99.99	299951426	0	299951426	99.99	99.99	0	0	0	0	0
	Total Shareholding of Promoter and Promoter Group (A)= (A)(1)+(A)(2)		2	299951427	0	0	0	0	100	100	299951427	0	299951427	100	100	0	0	0	0	0



For INDORAMA INDIA PVT. LTD.

*[Signature]*  
Authorised Signatory

Table III - Statement showing shareholding pattern of the Public shareholder

Category & Name of the Shareholders (I)	PAM (II)	Nos. of share-holder (III)	No. of fully paid up equity shares held (IV)	Partly paid-up equity shares held (V)	Nos. of shares underlying Depository Receipts (VI)	Total nos. shares held VII = IV+V+VI	Share-holding % calculate d as per SCRR, 1957 As a % of (A+B+C) VIII	Number of Voting Rights held in each class of securities (IX)			No. of Shares Underlying Outstanding convertible securities (including Warrants) (X)	Total shareholding as a % assuming full conversion of convertible securities (as a percentage of diluted share capital) (XI)	Number of Locked in shares (XII)		Number of Shares pledged or otherwise encumbered (XIII)		Number of equity shares held in dematerialised form (XIV)
								No of Voting Rights					As a % of total Shares held (b)	No. (Not ap plicable) (a)	As a % of total share s held (Not applic able) (b)		
								Class X	Class Y	Total							
1																	
a	Mutual Funds/ Venture Capital Funds	0	0	0	0	0	0	0	0	0	0	0	0	0	0	0	0
b	Alternate Investment Funds	0	0	0	0	0	0	0	0	0	0	0	0	0	0	0	0
c	Foreign Venture Capital Investors	0	0	0	0	0	0	0	0	0	0	0	0	0	0	0	0
d	Foreign Portfolio Investors/ Financial Institutions/ Banks	0	0	0	0	0	0	0	0	0	0	0	0	0	0	0	0
e	Insurance Companies/ Provident Funds/ Pension Funds	0	0	0	0	0	0	0	0	0	0	0	0	0	0	0	0
f	Any Other (specify)	0	0	0	0	0	0	0	0	0	0	0	0	0	0	0	0
g	Central Government/ State Government(s)/ President of India	0	0	0	0	0	0	0	0	0	0	0	0	0	0	0	0
h	Sub-Total (B)(1)	0	0	0	0	0	0	0	0	0	0	0	0	0	0	0	0
2	Non-Institutions - Individuals - NBFCs registered with RBI - Employee Trusts - Overseas Depositories (including DRs) (balancing figure)	0	0	0	0	0	0	0	0	0	0	0	0	0	0	0	0
a	Sub-Total (B)(2)	0	0	0	0	0	0	0	0	0	0	0	0	0	0	0	0
b	Any Other (specify)	0	0	0	0	0	0	0	0	0	0	0	0	0	0	0	0
c	Sub-Total (B)(3)	0	0	0	0	0	0	0	0	0	0	0	0	0	0	0	0
d	Total Public Shareholding (B) = (B)(1)+(B)(2)+(B)(3)	0	0	0	0	0	0	0	0	0	0	0	0	0	0	0	0



For INDORAMA INDIA PVT. LTD.

*[Signature]*  
Authorised Signatory

Table IV - Statement showing shareholding pattern of the Non Promoter- Non Public shareholder

Category & Name of the Shareholders	PAN	No. of Shareholder	No. of fully paid up equity shares held	Partly paid-up equity shares held	Nos. of shares underlying Depository Receipts	Total no. shares held (Nil = 0)	Shareholding % calculate as per SCRR, 1957 As a % of (A+B+C2)	Number of Voting Rights held in each class of securities			No. of Shares Underlying Outstanding convertible securities (including Warrants)	Total shareholding, as a % assuming full conversion of convertible securities (as a percentage of diluted share capital)	Number of Locked in shares		Number of Shares pledged or otherwise encumbered		Number of equity shares held in dematerialized form (Not Applicable)	
								No. of Voting Rights					Total as a % of Total Voting Rights	No.	As a % of total Shares held	No.		As a % of total shares held (Not applicable)
								Class X	Class Y	Total								
1. Custodian/DR Holder		0	0	0	0	0												
2. Employee Benefit Trust (under SEBI Share based Employee Benefit) Regulations, 2014)		0	0	0	0	0												
Total Non-Promoter- Non Public Shareholding (C) = (C1)+(C2)		0	0	0	0	0												

For INDORAMA INDIA PVT. LTD.

*[Signature]*  
 Authorised Signatory



Table V - Statement showing shareholding pattern of the Significant Beneficiary Owner (SBO)

Name	PAM	Passport No. in case of a foreign national	Nationality	Details of holding/ exercise of right of the SBO in the reporting company, whether direct or indirect*				Date of creation / termination of significant beneficial interest
				Shares	Voting rights	Rights on distributable dividend or any other distribution	Exercise of control	
NA	NA	NA	NA	0	0	NA	NA	NA



For INDORAMA INDIA PVT. LTD.

*[Handwritten Signature]*  
 Authorised Signatory

Table II- Unclaim Details

Details of Shares which remain unclaimed may be given here along with details such as number of shareholders, outstanding shares held in demat/unclaimed suspense account, voting rights which are frozen etc.	
No. of shareholders	No. of share held

Table III- Unclaim Details

Details of Shares which remain unclaimed may be given here along with details such as number of shareholders, outstanding shares held in demat/unclaimed suspense account, voting rights which are frozen etc.	
No. of shareholders	No. of share held
	Voting rights which are frozen

Table III- Person in Concert

Details of the shareholders acting as persons in Concert including their Shareholding		
Name of shareholder	No. of share	Holding %

None

Company Remarks

For INDORAMA INDIA PVT. LTD.

*[Signature]*  
Authorised Signatory



CERTIFIED TRUE COPY  
FOR GRASIM INDUSTRIES LIMITED

*[Signature]*

HUTOKS. WADIA  
COMPANY SECRETARY





1. Name of Listed Entity: Indorama India Private Limited (Formerly IRC Agrochemicals Private Limited) (Unlisted Entity)
2. Scrip Code/Name of Scrip/Class of Security: NA
3. Share Holding Pattern Filed under: NA
4. Share Holding Pattern as on : 30-Sep-2020 (Post)
5. Declaration: The Unlisted entity is required to submit the following declaration to the extent of submission of information:-

Sl. No.	Particulars	Yes/No
1	Whether the Listed Entity has issued any partly paid up shares?	No
2	Whether the Listed Entity has issued any Convertible Securities?	No
3	Whether the Listed Entity has any shares against which depository receipts are issued?	No
4	Whether the Listed Entity has any shares in locked-in?	No
5	Whether any shares held by promoters are pledge or otherwise encumbered?	No
6	Whether the Listed Entity has issued any differential Voting Rights?	No
7	Whether the Listed Entity has issued any Warrants?	No
8	Whether the listed entity has any significant beneficial owner?	No



For INDORAMA INDIA PVT. LTD.

*[Signature]*  
Authorised Signatory

CERTIFIED TRUE COPY  
FOR GRASIM INDUSTRIES LIMITED

*[Signature]*


HUTOKS. WADIA  
COMPANY SECRETARY



Table I - Summary Statement holding of specified securities

Category	Category of shareholder	Nos. of share-holders	No. of fully paid up equity shares held	No. of partly paid-up equity shares held	No. of shares underlying Depository Receipts	Total nos. shares held	Share-holding as a % of total no. of shares (calculated as per SCRR, 1957)	Number of Voting Rights held in each class of securities			No. of Shares Underlying Outstanding convertible securities (including Warrants)	Share-holding, as a % assuming full conversion of convertible securities (as a percentage of diluted share capital)	Number of Locked in shares		Number of Shares pledged or otherwise encumbered	Number of equity shares held in dematerialized form
								(i)	(ii)	(iii)			(a)	(b)		
(I)	(II)	(III)	(IV)	(V)	(VI)	(VII) = (IV)+(V)+(VI)	(VIII) As a % of (A+B+C2)	(IX)			(X)	(XI) = (VII)+(X) As a % of (A+B+C2)	(XII)	(XIII)	(XIV)	
								No. of Voting Rights								
								Class eg: X	Class eg: y	Total	Total as a % of (A+B+ C)					
A	Promoter & Promoter Group	2	299951427	0	0	299951427	100	299951427	0	299951427	100	100	0	0	0	
B	Public	0	0	0	0	0	0	0	0	0	0	0	0	0	0	
C	Non Promoter- Non Public	0	0	0	0	0	0	0	0	0	0	0	0	0	0	
C1	Shares underlying DRs	0	0	0	0	0	0	0	0	0	0	0	0	0	0	
C2	Shares held by Employee Trusts	0	0	0	0	0	0	0	0	0	0	0	0	0	0	
	Total	2	299951427	0	0	299951427	100	299951427	0	299951427	100	100	0	0	0	

For INDORAMA INDIA PVT. LTD.

  
Authorised Signatory



132  
121

Table II - Statement showing shareholding pattern of the Promoter and Promoter Group

Category	Name of the Shareholders	PAN	No. of share-holder	(i)	(ii)	(iii)	(iv)	(v)	(vi)	(vii) = (iv)+(v)+(vi)	Share-holding % (calculated as per SCRR, 1957)	Number of Voting Rights held in each class of securities			No. of shares underlying convertible securities (including warrants)	Shareholding as % assuming full conversion of convertible securities (as a percentage of diluted share capital)	Number of locked in shares		Number of shares pledged or otherwise encumbered		Number of equity shares held in dematerialized form	
												Class X	Class Y	Total			No. (a)	As a % of total Shares held (b)	No. (a)	As a % of total shares held (b)		
1	Indian		0	0	0	0	0	0	0	0	0	0	0	0	0	0	0	0	0	0	0	
a	Individuals/Hindu undivided family		1	1	0	0	0	0	0	1	0.01	0	0	0	0.01	0	0	0	0	0	0	0
	Rajeev Kshetrapal	AARPK4090N	1	1	0	0	0	0	0	1	0.01	0	0	0	0.01	0	0	0	0	0	0	0
b	Central Government/ State Government(s)		0	0	0	0	0	0	0	0	0	0	0	0	0	0	0	0	0	0	0	0
c	Financial Institutions/ Banks		0	0	0	0	0	0	0	0	0	0	0	0	0	0	0	0	0	0	0	0
D	Any Other (specify)		0	0	0	0	0	0	0	0	0	0	0	0	0	0	0	0	0	0	0	0
	Bodies Corporate		0	0	0	0	0	0	0	0	0	0	0	0	0	0	0	0	0	0	0	0
	Sub-Total (A)(1)		1	1	0	0	0	0	0	1	0.01	0	0	0	0.01	0	0	0	0	0	0	0
	Foreign		0	0	0	0	0	0	0	0	0	0	0	0	0	0	0	0	0	0	0	0
Z	Individuals (Non-Resident Individuals/ Foreign		0	0	0	0	0	0	0	0	0	0	0	0	0	0	0	0	0	0	0	0
a	Individuals		0	0	0	0	0	0	0	0	0	0	0	0	0	0	0	0	0	0	0	0
b	Government		0	0	0	0	0	0	0	0	0	0	0	0	0	0	0	0	0	0	0	0
c	Institutions		0	0	0	0	0	0	0	0	0	0	0	0	0	0	0	0	0	0	0	0
d	Foreign Portfolio Investor		0	0	0	0	0	0	0	0	0	0	0	0	0	0	0	0	0	0	0	0
e	Any Other (specify)		1	299951426	0	0	0	0	0	299951426	99.99	0	0	0	99.99	0	0	0	0	0	0	0
	Bodies Corporate		1	299951426	0	0	0	0	0	299951426	99.99	0	0	0	99.99	0	0	0	0	0	0	0
	Indorama Holdings B.V. Netherlands	AAFC14461B	1	299951426	0	0	0	0	0	299951426	99.99	0	0	0	99.99	0	0	0	0	0	0	0
	Sub-Total (A)(2)		1	299951426	0	0	0	0	0	299951426	99.99	0	0	0	99.99	0	0	0	0	0	0	0
	Total Shareholding of Promoter and Promoter Group (A) = (A)(1)+(A)(2)		2	299951427	0	0	0	0	0	299951427	100	0	0	0	100	0	0	0	0	0	0	0



For INDORAMA INDIA PVT. LTD.

*[Signature]*  
Authorised Signatory

Table III - Statement showing shareholding pattern of the Public shareholder

Category & Name of the Shareholders (i)	PAN (ii)	Nos. of shareholder (iii)	No. of fully paid up equity shares held (iv)	Partly paid-up equity shares held (v)	Nos. of shares underlying Depository Receipts (vi)	Total nos. shares held VII = (iv)+(v)+(vi)	Shareholding % calculated as per SCRR, 1957 (A+B+C2) VIII	Number of Voting Rights held in each class of securities (ix)			No. of Shares Underlying Outstanding convertible securities (including Warrants) (x)	Total shareholding, as a % assuming full conversion of convertible securities (as a percentage of diluted share capital) (xi)	Number of Locked in shares (xii)		Number of Shares pledged or otherwise encumbered (xiii)		Number of equity shares held in dematerialized form (xiv)	
								No. of Voting Rights					As a % of Total Voting rights	No. (a)	As a % of total Shares held (b)	No. (Not applicable) (a)		As a % of total shares held (Not applicable) (b)
								Class X	Class Y	Total								
1																		
a																		
b																		
c																		
d																		
e																		
f																		
g																		
h																		
i																		
2																		
3																		
a																		
b																		
c																		
d																		
e																		
Sub-Total (B)(3)																		
Total Public Shareholding (B) = (1)+(2)+(B)(3)																		



For INDORAMA INDIA PVT. LTD.

*[Signature]*  
Authorised Signatory

Table IV - Statement showing shareholding pattern of the Non Promoter- Non Public shareholder

Category & Name of the Shareholders	PAN	No. of Shareholder	No. of fully paid up equity shares held	Partly paid-up equity shares held	Nos. of shares underlying Depository Receipts	Total no. shares held (VII = (IV)+(V))	Shareholding % calculate as per SCRR, 1957 As a % of (A+B+C2)	Number of Voting Rights held in each class of securities			No. of Shares Underlying Outstanding convertible securities (including Warrants)	Total shareholding, as a % assuming full conversion of convertible securities (as a percentage of diluted share capital)	Number of Locked in shares	Number of Shares pledged or otherwise encumbered		Number of equity shares held in dematerialized form (Not Applicable)
								(i)	(ii)	(iii)				(iv)	(v)	
	(i)	(ii)	(iii)	(iv)	(v)	(vi)	(vii)	No of Voting Rights			(ix)	(x)	(xi)	(xii)		(xiii)
								Class X	Class Y	Total				No.	As a % of total Shares held	
1. Custodian/DR Holder		0	0	0	0	0										0
2. Employee Benefit Trust (under SEBI (Share based Employee Benefit) Regulations, 2014)		0	0	0	0	0										0
Total Non-Promoter- Non Public Shareholding (C) = (C1)+(C2)		0	0	0	0	0										0

For INDORAMA INDIA PVT. LTD.

*[Signature]*  
 Authorised Signatory



Table V - Statement showing shareholding pattern of the Significant Beneficiary Owner (SBO)

Name	PAN	Passport No. in case of a foreign national	Nationality	Details of holding/ exercise of right of the SBO in the reporting company, whether direct or indirect*					Date of creation / acquisition of significant beneficial interest
				Shares	Voting rights	Rights on distributable dividend or any other distribution	Exercise of control	Exercise of significant influence	
NA	NA	NA	NA	0	0	NA	NA	NA	NA

For INDORAMA INDIA PVT. LTD.

*[Signature]*  
 Authorised Signatory



Table II- Unclaim Details  
 Details of Shares which remain unclaimed may be given here along with details such as number of shareholders, outstanding shares held in demat/unclaimed suspense account, voting rights which are frozen etc.

No. of shareholders	No. of share held

Table III- Unclaim Details  
 Details of Shares which remain unclaimed may be given here along with details such as number of shareholders, outstanding shares held in demat/unclaimed suspense account, voting rights which are frozen etc.

No. of shareholders	No. of share held	Voting rights which are frozen

Table III- Person in Concert  
 Details of the shareholders acting as persons in Concert including their Shareholding

Name of shareholder	No. of share	Holding %

Company Remarks  
 None

For INDORAMA INDIA PVT. LTD.

*[Signature]*  
 Authorised Signatory



CERTIFIED TRUE COPY  
 FOR GRASIM INDUSTRIES LIMITED

*[Signature]*  
 HUTOKS., WADIA  
 COMPANY SECRETARY





1. Name of Listed Entity: Indorama India Private Limited (Formerly IRC Agrochemicals Private Limited) (Unlisted Entity)
2. Scrip Code/Name of Scrip/Class of Security: NA
3. Share Holding Pattern Filed under: NA
4. Share Holding Pattern as on : 30-Sep-2020 (Pre)
5. Declaration: The Unlisted entity is required to submit the following declaration to the extent of submission of information:-

Sl. No.	Particulars	Yes/No
1	Whether the Listed Entity has issued any partly paid up shares?	No
2	Whether the Listed Entity has issued any Convertible Securities?	No
3	Whether the Listed Entity has any shares against which depository receipts are issued?	No
4	Whether the Listed Entity has any shares in locked-in?	No
5	Whether any shares held by promoters are pledge or otherwise encumbered?	No
6	Whether the Listed Entity has issued any differential Voting Rights?	No
7	Whether the Listed Entity has issued any Warrants?	No
8	Whether the listed entity has any significant beneficial owner?	No



CERTIFIED TRUE COPY  
FOR GRASIM INDUSTRIES LIMITED

*Hutok*

HUTOKS.. WADIA  
COMPANY SECRETARY

For INDORAMA INDIA PVT. LTD.

*[Signature]*  
Authorised Signatory



Table I - Summary Statement holding of specified securities

Category	Category of shareholder	Nos. of share-holders	No. of fully paid up equity shares held	No. of partly paid-up equity Shares held	No. of shares underlying Depository Receipts	Total nos. shares held	Share-holding as a % of total no. of shares (calculated as per SCRR, 1957)	Number of Voting Rights held in each class of securities			No. of Shares Underlying convertible securities (including Warrants)	Share-holding, as a % assuming full conversion of convertible securities (as a percentage of diluted share capital)	Number of Locked in shares		Number of Shares pledged or Otherwise encumbered	Number of equity shares held in dematerialized form
								(IX)	(X)	(XI) = (VII)+(X) As a % of (A+B+C2)			(XII)	(XIII)		
(i)	(ii)	(iii)	(iv)	(v)	(vi)	(vii) = (iv)+(v)+(vi)	(viii) As a % of (A+B+C2)	(ix)			(x)	(xi) = (vii)+(x) As a % of (A+B+C2)	(xii)	(xiii)	(xiv)	
								No. of Voting Rights								Total as a % of (A+B+C)
								Class egr. X	Class egr. y	Total		No. (a)	As a % of total Shares held (b)	No. (a)	As a % of total Shares held (b)	
A	Promoter & Promoter Group	2	299951427	0	0	299951427	100	299951427	0	299951427	100	0	0	0	0	
B	Public	0	0	0	0	0	0	0	0	0	0	0	0	0	0	
C	Non Promoter-Non Public	0	0	0	0	0	0	0	0	0	0	0	0	0	0	
C1	Shares underlying DRS	0	0	0	0	0	0	0	0	0	0	0	0	0	0	
C2	Shares held by Employee Trusts	0	0	0	0	0	0	0	0	0	0	0	0	0	0	
	Total	2	299951427	0	0	299951427	100	299951427	0	299951427	100	0	0	0	0	



For INDORAMA INDIA PVT. LTD.

*[Signature]*  
Authorised Signatory

139  
123

Table II - Statement showing shareholding pattern of the Promoter and Promoter Group

Category	Category & Name of the Shareholders	PAN	No. of share-holder	No. of fully paid-up equity shares held	Partly paid-up equity shares held	Nos. of shares underlying Depository Receipts	Total nos. shares held	Share-holding % (calculated as per SCRR, 1957)	Number of Voting Rights held in each class of securities			No. of shares underlying convertible securities (including warrants)	Shareholding as % assuming full conversion of convertible securities (as a percentage of diluted share capital)	Number of locked in shares		Number of shares pledged or otherwise encumbered		Number of equity shares held in dematerialized form
									Class X	Class Y	Total			No. (a)	As a % of total Shares held (b)	No. (a)	As a % of total shares held (b)	
(i)	(ii)	(iii)	(iv)	(v)	(vi)	(vii)	(viii)	(ix)	(x)	(xi)	(xii)	(xiii)	(xiv)					
1	Indian Individuals/Hindu undivided Family		0	0	0	0	0	0	0	0	0	0	0	0	0	0	0	0
a	Rajeev Khetrapal		1	1	0	0	1	0.01	1	0	0	0	0.01	0	0	0	0	0
b	Central Government/ State Government(s)		1	0	0	0	0	0.01	1	0	0	0	0.01	0	0	0	0	0
c	Financial Institutions/ Banks		0	0	0	0	0	0	0	0	0	0	0	0	0	0	0	0
D	Any Other (specify)		0	0	0	0	0	0	0	0	0	0	0	0	0	0	0	0
	Sodies Corporate		0	0	0	0	0	0	0	0	0	0	0	0	0	0	0	0
	Sub-Total (A)(1)		1	1	0	0	1	0.01	1	0	0	0	0.01	0	0	0	0	0
	Foreign		0	0	0	0	0	0	0	0	0	0	0	0	0	0	0	0
2	Individuals (Non-Resident Individuals/ Foreign		0	0	0	0	0	0	0	0	0	0	0	0	0	0	0	0
a	Government		0	0	0	0	0	0	0	0	0	0	0	0	0	0	0	0
b	Institutions		0	0	0	0	0	0	0	0	0	0	0	0	0	0	0	0
c	Foreign Portfolio Investor		0	0	0	0	0	0	0	0	0	0	0	0	0	0	0	0
d	Any Other (specify)		1	299951426	0	0	299951426	99.99	299951426	0	0	0	99.99	0	0	0	0	0
e	Sodies Corporate		1	299951426	0	0	299951426	99.99	299951426	0	0	0	99.99	0	0	0	0	0
	Indorama Holdings B.V. Netherlands		1	299951426	0	0	299951426	99.99	299951426	0	0	0	99.99	0	0	0	0	0
	Sub-Total (A)(2)		1	299951426	0	0	299951426	99.99	299951426	0	0	0	99.99	0	0	0	0	0
	Total Shareholding of Promoter and Promoter Group (A) = (A)(1)+(A)(2)		2	299951427	0	0	299951427	100	299951427	0	0	0	100	0	0	0	0	0



For INDORAMA INDIA PVT. LTD.

*[Signature]*  
Authorised Signatory



Table IV - Statement showing shareholding pattern of the Non Promoter- Non Public shareholder

Category & Name of the Shareholders	PAN	No. of Shareholder	No. of fully paid up equity shares held	Partly paid-up equity shares held	Nos. of shares underlying Depository Receipts	Total no. shares held (VII = (IV)+(V)+(VI))	Shareholding % calculate as per SCRR, 1957 As a % of (A+B+C2)	Number of Voting Rights held in each class of securities			No. of Shares Underlying Outstanding convertible securities (including Warrants)	Total shareholding, as a % assuming full conversion of convertible securities (as a percentage of diluted share capital)	Number of Locked in shares		Number of Shares pledged or otherwise encumbered		Number of equity shares held in dematerialized form (Not Applicable)	
								(ix)					(x)	(xi)	(xii)			(xiii)
								Class X	Class Y	Total					No.	As a % of total Shares held		
1. Custodian/DR holder			0	0	0	0												
2. Employee Benefit Trust (under SEBI (Share Based Employee Benefit) Regulations, 2014)			0	0	0	0												
Total Non-Promoter- Non Public Shareholding (C1+C1)+C(2)			0	0	0	0												

For INDORAMA INDIA PVT. LTD.

*M. S. Kumar*  
Authorised Signatory



Table V - Statement showing shareholding pattern of the Significant Beneficiary Owner (SBO)

Name	PAN	Passport No. in case of a foreign national	Nationality	Details of holding/ exercise of right of the SBO in the reporting company, whether direct or indirect*				Date of creation / acquisition of significant beneficial interest
				Shares	Voting rights	Rights on distributable dividend or other distribution	Exercise of control	
NA	NA	NA	NA	0	0	NA	NA	NA

For INDORAMA INDIA PVT. LTD.

*[Signature]*  
 Authorised Signatory



**Table II- Unclaim Details**  
 Details of Shares which remain unclaimed may be given here along with details such as number of shareholders, outstanding shares held in demat/unclaimed suspense account, voting rights which are frozen etc.

No. of shareholders	No. of share held

**Table III- Unclaim Details**  
 Details of Shares which remain unclaimed may be given here along with details such as number of shareholders, outstanding shares held in demat/unclaimed suspense account, voting rights which are frozen etc.

No. of shareholders	No. of share held	Voting rights which are frozen

**Table III- Person in Concert**  
 Details of the shareholders acting as persons in Concert including their Shareholding

Name of shareholder	Name of PAC	No. of share	Holding %

Company Remarks

None

For INDORAMA INDIA PVT. LTD.

*[Signature]*  
 Authorised Signatory



CERTIFIED TRUE COPY  
 FOR GRASIM INDUSTRIES LIMITED

*[Signature]*

HUTOKS. J. WADIA  
 COMPANY SECRETARY





1. Name of Listed Entity: Indorama India Private Limited (Formerly IRC Agrochemicals Private Limited) (Unlisted Entity)
2. Scrip Code/Name of Scrip/Class of Security: NA
3. Share Holding Pattern Filled under: NA
4. Share Holding Pattern as on : 30-Sep-2020 (Post)
5. Declaration: The Unlisted entity is required to submit the following declaration to the extent of submission of information:-

Sl. No.	Particulars	Yes/No
1	Whether the Listed Entity has issued any partly paid up shares?	No
2	Whether the Listed Entity has issued any Convertible Securities?	No
3	Whether the Listed Entity has any shares against which depository receipts are issued?	No
4	Whether the Listed Entity has any shares in locked-in?	No
5	Whether any shares held by promoters are pledge or otherwise encumbered?	No
6	Whether the Listed Entity has issued any differential Voting Rights?	No
7	Whether the Listed Entity has issued any Warrants?	No
8	Whether the listed entity has any significant beneficial owner?	No



For INDORAMA INDIA PVT. LTD.

*[Signature]*  
Authorised Signatory

CERTIFIED TRUE COPY  
FOR GRASIM INDUSTRIES LIMITED

*[Signature]*

HUTOKS...WADIA  
COMPANY SECRETARY



Table 1 - Summary Statement holding of specified securities

Category	Category of shareholder	Nos. of share-holders	No. of fully paid up equity shares held	No. of partly paid-up equity shares held	No. of shares underlying Depository Receipts	Total nos. shares held	Share-holding as a % of total no. of shares (calculated as per SCRR, 1957)	Number of Voting Rights held in each class of securities			No. of Shares Underlying Outstanding convertible securities (including Warrants)	Share-holding, as a % assuming full conversion of convertible securities (as a percentage of diluted share capital)	Number of Locked in shares		Number of Shares pledged or Otherwise encumbered	Number of equity shares held in dematerialized form	
								(i)	(ii)	(iii)			(a)	(b)			
(I)	(II)	(III)	(IV)	(V)	(VI)	(VII) = (IV)+(V)+(VI)	(VIII) As a % of (A+B+C2)	(IX)			(X)	(XI) = (VII)+(X) As a % of (A+B+C2)	(XII)		(XIII)	(XIV)	
								No. of Voting Rights		Total as a % of (A+B+C)			No. (a)	As a % of total Shares held (b)	No. (a)	As a % of total Shares held (b)	
								Class eg: X	Class eg: Y	Total							
A	Promoter & Promoter Group	2	299951427	0	0	299951427	100	299951427	0	299951427	100	0	0	0	0	0	0
B	Public	0	0	0	0	0	0	0	0	0	0	0	0	0	0	0	0
C	Non Promoter- Non Public	0	0	0	0	0	0	0	0	0	0	0	0	0	0	0	0
C1	Shares underlying DRs	0	0	0	0	0	0	0	0	0	0	0	0	0	0	0	0
C2	Shares held by Employee Trusts	0	0	0	0	0	0	0	0	0	0	0	0	0	0	0	0
	Total	2	299951427	0	0	299951427	100	299951427	0	299951427	100	0	0	0	0	0	0

For INDORAMA INDIA PVT. LTD.

*[Signature]*  
Authorised Signatory



146  
142

Table II - Statement showing shareholding pattern of the Promoter and Promoter Group

Category	Category & Name of the Shareholders	PAM	(iii)	(iv)	(v)	Nos. of shares underlying Depository Receipts	Total nos. shares held	Shareholding % (calculated as per SCRR, 1957)	Number of Voting Rights held in each class of securities			No. of shares underlying convertible securities (including warrants)	Shareholding as % assuming full conversion of convertible securities as a percentage of diluted share capital	Number of locked in shares		Number of shares pledged or otherwise encumbered		Number of equity shares held in dematerialize of form	
									No of Voting Rights					Total as a % of Total Voting Rights	No. (a)	As a % of total Shares held (b)	No. (a)		As a % of total shares held (b)
									Class X	Class Y	Total								
1	Indian Individuals/Hindu undivided Family		0	0	0	0	0	0	0	0	0	0	0	0	0	0	0	0	
a	Rajeev Kshetrapal		1	1	0	0	1	0.01	0	0	0	0	0	0	0	0	0	0	
b	Central Government/ State Government(s)		1	0	0	0	0	0.01	1	0	0	0	0.01	0	0	0	0	0	
c	Financial Institutions/ Banks		0	0	0	0	0	0	0	0	0	0	0	0	0	0	0	0	
D	Any Other (specify)		0	0	0	0	0	0	0	0	0	0	0	0	0	0	0	0	
	Bodies Corporate		0	0	0	0	0	0	0	0	0	0	0	0	0	0	0	0	
	Sub-Total (A)(1)		1	1	0	0	1	0.01	1	0	0	0	0.01	0	0	0	0	0	
2	Foreign Individuals/ Non-Resident Individuals/ Foreign		0	0	0	0	0	0	0	0	0	0	0	0	0	0	0	0	
a	Individuals/ Foreign		0	0	0	0	0	0	0	0	0	0	0	0	0	0	0	0	
b	Government		0	0	0	0	0	0	0	0	0	0	0	0	0	0	0	0	
c	Institutions		0	0	0	0	0	0	0	0	0	0	0	0	0	0	0	0	
d	Foreign Portfolio Investor		0	0	0	0	0	0	0	0	0	0	0	0	0	0	0	0	
e	Any Other (specify)		1	299951426	0	0	299951426	99.99	299951426	0	0	0	99.99	0	0	0	0	0	
	Bodies Corporate		1	299951426	0	0	299951426	99.99	299951426	0	0	0	99.99	0	0	0	0	0	
	Indorama Holdings B.V. Netherlands		1	299951426	0	0	299951426	99.99	299951426	0	0	0	99.99	0	0	0	0	0	
	Sub-Total (A)(2)		1	299951426	0	0	299951426	99.99	299951426	0	0	0	99.99	0	0	0	0	0	
	Total Shareholding of Promoter and Promoter Group (A) = (A)(1)+(A)(2)		2	299951427	0	0	299951427	100	299951427	0	0	0	100	0	0	0	0	0	



For INDORAMA INDIA PVT. LTD.

*[Signature]*  
Authorised Signatory

Table III - Statement showing shareholding pattern of the public shareholder

Category & Name of the Shareholders (I)	PAN (II)	Nos. of shareholder (III)	No. of fully paid up equity shares held (IV)	Partly paid-up equity shares held (V)	Nos. of shares underlying Depository Receipts (VI)	Total nos. shares held VII = IV+V+VI	Share-holding % calculate d as per SCRR, 1957 As a % of (A+B+C) VIII	Number of Voting Rights held in each class of securities (IX)			Total shareholding as a % assuming full conversion of convertible securities (as a percentage of diluted share capital) (XI)	Number of Locked in shares (XII)		Number of Shares pledged or otherwise encumbered (XIII)		Number of equity shares held in dematerialized form (XIV)	
								No of Voting Rights				Total as a % of Total Voting Rights	No. (a)	As a % of total Shares held (b)	No. (Not applicable) (a)		As a % of total shares held (b) (Not applicable) (b)
								Class X	Class Y	Total							
1																	
a																	
b																	
c																	
d																	
e																	
f																	
g																	
h																	
i																	
2																	
3																	
a																	
b																	
c																	
d																	
e																	
Sub-Total (B)(3)																	
Total Public Shareholding (B) = (B)(1)+(B)(2)+(B)(3)																	



For INDORAMA INDIA PVT. LTD.  
  
 Authorised Signatory

Table IV - Statement showing shareholding pattern of the Non Promoter- Non Public shareholder

Category & Name of the Shareholders	PAN	No. of Shareholder	No. of fully paid up equity shares held	Partly paid-up equity shares held	Nos. of shares underlying Depository Receipts	Total no. shares held (VII) = (IV)+(V)+(VI)	Shareholding % calculated as per SCRR, 1957 As a % of (A+B+C2)	Number of Voting Rights held in each class of securities			No. of Shares Underlying Outstanding convertible securities (including Warrants)	Total shareholding, as a % assuming full conversion of convertible securities as a percentage of diluted share capital	Number of Locked in shares		Number of Shares pledged or otherwise encumbered	Number of equity shares held in dematerialized form (Not Applicable)
								(i)	(ii)	(iii)			(xiv)	(xv)		
(i)	(ii)	(iii)	(iv)	(v)	(vi)	(vii)	(viii)	(ix)			(x)	(xi)	(xii)	(xiii)	(xiv)	
								No of Voting Rights								
								Class X	Class Y	Total	Total as a % of Total Voting rights					
1. Custodian/DR Holder		0	0	0	0	0		0	0	0	0		0	0	0	0
2. Employee Benefit Trust (under SEBI Share based Employee Benefit Regulations, 2014)		0	0	0	0	0		0	0	0	0		0	0	0	0
Total Non-Promoter- Non Public Shareholding (C1= C11)+C(2)		0	0	0	0	0		0	0	0	0		0	0	0	0



For INDORAMA INDIA PVT. LTD.

*[Signature]*  
Authorised Signatory

Table V - Statement showing shareholding pattern of the Significant Beneficiary Owner (SBO)

Name	PAN	Passport No. in case of a foreign national	Nationality	Details of holding/ exercise of right of the SBO in the reporting company, whether direct or indirect*				Date of creation / acquisition of significant interest
				Shares	Voting rights	Rights on distributable dividend or any other distribution	Exercise of control	
NA	NA	NA	NA	0	0	NA	NA	NA



For INDORAMA INDIA PVT. LTD.

*[Signature]*  
 Authorised Signatory

Table II- Unclaim Details  
 Details of Shares which remain unclaimed may be given here along with details such as number of shareholders, outstanding shares held in demat/unclaimed suspense account, voting rights which are frozen etc.

No. of shareholders	No. of share held

Table III- Unclaim Details  
 Details of Shares which remain unclaimed may be given here along with details such as number of shareholders, outstanding shares held in demat/unclaimed suspense account, voting rights which are frozen etc.

No. of shareholders	No of share held	Voting rights which are frozen

Table III- Person in Concert  
 Details of the shareholders acting as persons in Concert including their Shareholding

Name of shareholder	Name of PAC	No. of share	Holding %

None  
 Company Remarks



For INDORAMA INDIA PVT. LTD.

*[Signature]*  
 Authorised Signatory

CERTIFIED TRUE COPY  
 FOR GRASIM INDUSTRIES LIMITED



*[Signature]*  
 HUTOK'S. WADIA  
 COMPANY SECRETARY

