


**FLY ASH GENERATION AND UTILIZATION REPORT**



2023-2024


M/s. Grasim Industries Limited  
Staple Fibre Division  
Thermal Power Plant (30MW, 25MW & 40 MW)  
P.O. Biriagram - Nagda (M.P.), Pin - 456 331



| Sr. Month | Unit   | Apr. 23 | May. 23 | Jun. 23 | Jul-23 | Aug-23 | Sep-23 | Oct-23 | Nov-23 | Dec-23 | Jan. 24 | Feb. 24 | Mar. 24 | Remarks |
|-----------|--|---------|---------|---------|--------|--------|--------|--------|--------|--------|---------|---------|---------|---------|
| 1         | Opening Stock  | 0       | 0       | 0       | 0      | 0      | 0      | 0      | 0      | 0      | 0       | 0       | 0       |         |
| 2         | Fly ash Generation                                     | 9103    | 10944   | 7778    | 11095  | 11484  | 9759   | 10344  | 10534  | 7650   | 8203    | 9884    |         |         |
| 3         | Fly ash Utilisation                                    |         |         |         |        |        |        |        |        |        |         |         |         |         |
|           | a. Cement industry                                     | 819     | 812     | 973     | 1946   | 1844   | 1344   | 744    | 1189   | 1096   | 2118    | 1410    |         |         |
|           | b. Own Brick Unit                                      | -       |         |         |        |        |        |        |        |        |         |         |         |         |
|           | c. Outside brick units other than brick kilns          | 8283    | 10132   | 6805    | 9150   | 9640   | 8415   | 9600   | 9345   | 6553   | 6085    | 8474    |         |         |
|           | d. Other (For Sport Track Filling, own land levelling) | -       |         |         |        |        |        |        |        |        |         |         |         |         |
| 4         | Total Fly Ash Utilization                              | 9103    | 10944   | 7778    | 11095  | 11484  | 9759   | 10344  | 10534  | 7650   | 8203    | 9884    |         |         |
| 6         | Closing Stock  | 0       | 0       | 0       | 0      | 0      | 0      | 0      | 0      | 0      | 0       | 0       | 0       |         |

Note: Quantities are decimal round off and as per weigh bridge measurement after water dust suppression.

**FLY ASH GENERATION AND UTILIZATION REPORT**



2022-2023



M/s. Grasim Industries Limited  
Staple Fibre Division  
Thermal Power Plant (30MW, 25MW & 40 MW)  
P.O. Birlagram - Nagda (M.P.) , Pin - 456 331



| Sr. Month | Unit   | Apr. 22 | May. 22 | Jun. 22 | Jul-22 | Aug-22 | Sep-22 | Oct-22 | Nov-22 | Dec-22 | Jan. 23 | Feb. 23 | Mar. 23 | Remarks |
|-----------|--|---------|---------|---------|--------|--------|--------|--------|--------|--------|---------|---------|---------|---------|
| 1         | Opening Stock  | 0       | 0       | 0       | 0      | 0      | 0      | 0      | 0      | 0      | 0       | 0       | 0       |         |
| 2         | Fly ash Generation                                     | 8160    | 7855    | 4694    | 4570   | 3148   | 2630   | 4762   | 4104   | 8656   | 6619    | 6823    | 7780    |         |
| 3         | Fly ash Utilisation                                    |         |         |         |        |        |        |        |        |        |         |         |         |         |
|           | a. Cement industry                                     | 295     | 707     | 622     | 533    | 491    | 151    | 482    | 0      | 593    | 1710    | 1166    | 865     |         |
|           | b. Own Brick Unit                                      | -       | -       | -       | -      | -      | -      | -      | -      | -      | -       | -       | -       |         |
|           | c. Outside brick units other than brick kilns          | 7865    | 7103    | 4072    | 4037   | 2656   | 2479   | 4280   | 4104   | 8063   | 4909    | 5658    | 6916    |         |
|           | d. Other (For Sport Track Filling, own land levelling) | -       | 45      | -       | -      | -      | -      | -      | -      | -      | -       | -       | -       |         |
| 4         | Total Fly Ash Utilization                              | 8160    | 7855    | 4694    | 4570   | 3148   | 2630   | 4762   | 4104   | 8656   | 6619    | 6823    | 7780    |         |
| 6         | Closing Stock  | 0       | 0       | 0       | 0      | 0      | 0      | 0      | 0      | 0      | 0       | 0       | 0       |         |



Note: Quantities are decimal round off and as per weigh bridge measurement after water dust suppression.

**FLY ASH GENERATION AND UTILIZATION REPORT**

|   |  | 2021-2022<br>M/s. Grasim Industries Limited<br>Staple Fibre Division<br>Thermal Power Plant (30MW, 25MW & 40 MW)<br>P.O. Birlagram - Nagda (M.P.), Pin - 456 331 |         |         |         |        |        |        |        |        |        |         |         |         |   |
|---|--|--|---------|---------|---------|--------|--------|--------|--------|--------|--------|---------|---------|---------|---|
|  |  |  |         |         |         |        |        |        |        |        |        |         |         |         |  |
| Sr.   | Month  | Unit   | Apr. 21 | May. 21 | Jun. 21 | Jul-21 | Aug-21 | Sep-21 | Oct-21 | Nov-21 | Dec-21 | Jan. 22 | Feb. 22 | Mar. 22 | Remarks   |
| 1   | Opening Stock  | MT   | 0       | 0       | 0       | 0      | 0      | 0      | 0      | 0      | 0      | 0       | 0       | 0       |   |
| 2   | Fly ash Generation                                     | MT   | 12021   | 9792    | 9054    | 11261  | 9478   | 11207  | 14260  | 14590  | 14711  | 17069   | 18047   | 13319   |   |
| 3   | Fly ash Utilisation                                    |  |         |         |         |        |        |        |        |        |        |         |         |         |   |
|   | a. Cement industry                                     | MT   | 2984    | 2169    | 1556    | 3457   | 1433   | 577    | 924    | 751    | 545    | 2113    | 347     | 1010    |   |
|   | b. Own Brick Unit                                      | MT   | -       | -       |         |        |        |        |        |        |        |         |         |         |   |
|   | c. Outside brick units other than brick kilns          | MT   | 9037    | 7623    | 7498    | 7781   | 8046   | 10629  | 13336  | 13839  | 14166  | 14955   | 17700   | 12309   |   |
|   | d. Other (For Sport Track Filling, own land levelling) | MT   | -       | -       |         | 24     |        |        |        |        |        |         |         |         |   |
| 4   | Total Fly Ash Utilization                              | MT   | 12021   | 9792    | 9054    | 11261  | 9478   | 11207  | 14260  | 14590  | 14711  | 17069   | 18047   | 13319   |   |
| 6   | Closing Stock  | MT   | 0       | 0       | 0       | 0      | 0      | 0      | 0      | 0      | 0      | 0       | 0       | 0       |   |




Note: Quantities are decimal round off and as per weigh bridge measurement after water dust suppression.

**FLY ASH GENERATION AND UTILIZATION REPORT**

|     |  | <div style="display: flex; justify-content: space-between; align-items: center;">  <div style="text-align: center;"> <b>2020-2021</b><br/>                     M/s. Grasim Industries Limited<br/>                     Staple Fibre Division<br/>                     Thermal Power Plant (30MW, 25MW &amp; 40 MW)<br/>                     P.O. Birlagram - Nagda (M.P.) , Pin - 456 331                 </div>  </div> |         |         |         |        |        |        |        |        |        |         |         |         |         |
|-----|--|--|---------|---------|---------|--------|--------|--------|--------|--------|--------|---------|---------|---------|---------|
| Sr. | Month  | Unit   | Apr. 20 | May. 20 | Jun. 20 | Jul-20 | Aug-20 | Sep-20 | Oct-20 | Nov-20 | Dec-20 | Jan. 21 | Feb. 21 | Mar. 21 | Remarks |
| 1   | Opening Stock  | MT   | 0       | 0       | 0       | 0      | 0      | 0      | 0      | 0      | 0      | 0       | 0       | 0       |         |
| 2   | Fly ash Generation                                     | MT   | 22      | 5474    | 7636    | 9550   | 8187   | 6939   | 5766   | 8523   | 8976   | 7802    | 12164   | 14377   |         |
| 3   | Fly ash Utilisation                                    |  |         |         |         |        |        |        |        |        |        |         |         |         |         |
|     | a. Cement industry                                     | MT   | -       | 1954    | 3403    | 3260   | 496    | 2154   | 1409   | 958    | 2942   | 1986    | 2137    | 3240    |         |
|     | b. Own Brick Unit                                      | MT   | -       | -       | -       |        |        |        |        |        |        |         |         |         |         |
|     | c. Outside brick units other than brick kilns          | MT   | 22      | 3520    | 4233    | 6290   | 7691   | 4785   | 4357   | 7565   | 5960   | 5749    | 10027   | 11072   |         |
|     | d. Other (For Sport Track Filling, own land levelling) | MT   | -       | -       | -       | -      | -      | -      | -      | -      | 74     | 68      | -       | 64      |         |
| 4   | Total Fly Ash Utilization                              | MT   | 22      | 5474    | 7636    | 9550   | 8187   | 6939   | 5766   | 8523   | 8976   | 7802    | 12164   | 14377   |         |
| 6   | Closing Stock  | MT   | 0       | 0       | 0       | 0      | 0      | 0      | 0      | 0      | 0      | 0       | 0       | 0       |         |




Note: Quantities are decimal round off and as per weigh bridge measurement after water dust suppuration.

**FLY ASH GENERATION AND UTILIZATION REPORT**

|   |  | 2019-2020<br>M/s. Grasim Industries Limited<br>Staple Fibre Division<br>Thermal Power Plant (30MW, 25MW & 40 MW)<br>P.O. Biragram - Nagda (M.P.), Pin - 456 331 |         |         |         |        |        |        |        |        |        |         |         |         |  |  |
|---|--|---|---------|---------|---------|--------|--------|--------|--------|--------|--------|---------|---------|---------|--|--|
| <br>ADITYA BIRLA GROUP |  |   |         |         |         |        |        |        |        |        |        |         |         |         | <br>ADITYA BIRLA<br><br>GRASIM |  |
| Sr.   | Month  | Unit  | Apr. 19 | May. 19 | Jun. 19 | Jul-19 | Aug-19 | Sep-19 | Oct-19 | Nov-19 | Dec-19 | Jan. 20 | Feb. 20 | Mar. 20 | Remarks  |  |
| 1   | Opening Stock  | MT  | 0       | 0       | 0       | 0      | 0      | 0      | 0      | 0      | 0      | 0       | 0       | 0       |  |  |
| 2   | Fly ash Generation                                     | MT  | 14366   | 16787   | 14467   | 17131  | 18622  | 16266  | 20732  | 18416  | 18793  | 19932   | 16667   | 12768   |  |  |
| 3   | Fly ash Utilisation                                    |   |         |         |         |        |        |        |        |        |        |         |         |         |  |  |
|   | a. Cement industry                                     | MT  | 2462    | 5338    | 5192    | 6798   | 6193   | 3157   | 602    | 4335   | 968    | 110     | 84      | 2070    |  |  |
|   | b. Own Brick Unit                                      | MT  | 108     | 99      | 120     | 40     | 115    | 82     | 99     | 161    | 57     | 0       | 57      | 144     |  |  |
|   | c. Outside brick units other than brick kilns          | MT  | 11796   | 11350   | 9155    | 10293  | 12314  | 13027  | 20031  | 13919  | 17768  | 19823   | 16506   | 10554   |  |  |
|   | d. Other (For Sport Track Filling, own land levelling) | MT  | -       | -       | -       | -      | -      | -      | -      | -      | -      | -       | 19      | -       |  |  |
| 4   | Total Fly Ash Utilisation                              | MT  | 14366   | 16787   | 14467   | 17131  | 18622  | 16266  | 20732  | 18416  | 18793  | 19932   | 16667   | 12768   |  |  |
| 6   | Closing Stock  | MT  | 0       | 0       | 0       | 0      | 0      | 0      | 0      | 0      | 0      | 0       | 0       | 0       |  |  |




Note: Quantities are decimal round off and as per weigh bridge measurement after water dust suppression.

**FLY ASH GENERATION AND UTILIZATION REPORT**

|   |  | 2018-2019<br>M/s. Grasim Industries Limited<br>Staple Fibre Division<br>Thermal Power Plant (30MW, 25MW & 40 MW)<br>P.O. Birlagram - Nagda (M.P.), Pin - 456 331 |         |         |         |        |        |        |        |        |        |         |         |         |  |  |
|---|--|--|---------|---------|---------|--------|--------|--------|--------|--------|--------|---------|---------|---------|--|--|
| <br>ADITYA BIRLA GROUP |  |  |         |         |         |        |        |        |        |        |        |         |         |         | <br>ADITYA BIRLA<br><br>GRASIM |  |
| Sr.   | Month  | Unit   | Apr. 18 | May. 18 | Jun. 18 | Jul-18 | Aug-18 | Sep-18 | Oct-18 | Nov-18 | Dec-18 | Jan. 19 | Feb. 19 | Mar. 19 | Remarks  |  |
| 1   | Opening Stock  | MT   | 0       | 0       | 0       | 0      | 0      | 0      | 0      | 0      | 0      |         |         |         |  |  |
| 2   | Fly ash Generation                                     | MT   | 13446   | 17145   | 6628    | 10442  | 8174   | 11316  | 12877  | 9063   | 10356  | 11598   | 11472   | 12204   |  |  |
| 3   | Fly ash Utilisation                                    |  |         |         |         |        |        |        |        |        |        |         |         |         |  |  |
|   | a. Cement industry                                     | MT   | 2221    | 3185    | 1244    | 3749   | 2639   | 4266   | 2147   | 1970   | 2330   | 2477    | 2499    | 1776    |  |  |
|   | b. Own Brick Unit                                      | MT   |         | 41      |         |        |        |        |        |        |        |         |         | 70      |  |  |
|   | c. Outside brick units other than brick kilns          | MT   | 11225   | 13919   | 5357    | 6692   | 5535   | 7050   | 10712  | 7092   | 8026   | 9121    | 8973    | 10357   |  |  |
|   | d. Other (For Sport Track Filling, own land levelling) | MT   | -       | -       | 26      | -      | -      | -      | 19     | -      | -      | -       | -       | -       |  |  |
| 4   | Total Fly Ash Utilization                              | MT   | 13446   | 17145   | 6628    | 10442  | 8174   | 11316  | 12877  | 9063   | 10356  | 11598   | 11472   | 12204   |  |  |
| 6   | Closing Stock  | MT   | 0       | 0       | 0       | 0      | 0      | 0      | 0      | 0      | 0      | 0       | 0       | 0       |  |  |

Note: Quantities are decimal round off and as per weigh bridge measurement after water dust suppression.

**FLY ASH GENERATION AND UTILIZATION REPORT**

|   |  | 2017-2018<br>M/s. Grasim Industries Limited<br>Staple Fibre Division<br>Thermal Power Plant (30MW, 25MW & 40 MW)<br>P.O. Biragram - Nagda (M.P.), Pin - 456 331 |         |         |         |        |        |        |        |        |        |         |         |         |  |  |
|---|--|---|---------|---------|---------|--------|--------|--------|--------|--------|--------|---------|---------|---------|--|--|
| <br>ADITYA BIRLA GROUP |  |   |         |         |         |        |        |        |        |        |        |         |         |         | <br>ADITYA BIRLA<br><br>GRASIM |  |
| Sr.   | Month  | Unit  | Apr. 17 | May. 17 | Jun. 17 | Jul-17 | Aug-17 | Sep-17 | Oct-17 | Nov-17 | Dec-17 | Jan. 18 | Feb. 18 | Mar. 18 | Remarks  |  |
| 1   | Opening Stock  | MT  | 0       | 0       | 0       | 0      | 0      | 0      | 0      | 0      | 0      | 0       | 0       | 0       |  |  |
| 2   | Fly ash Generation                                     | MT  | 11925   | 16080   | 14315   | 18385  | 15271  | 8888   | 13149  | 11019  | 9054   | 11807   | 9846    | 11796   |  |  |
| 3   | Fly ash Utilisation                                    |   |         |         |         |        |        |        |        |        |        |         |         |         |  |  |
|   | a. Cement industry                                     | MT  | 1028    | 1740    | 2752    | 3664   | 3102   | 1949   | 3436   | 2532   | 2003   | 2305    | 2248    | 2379    |  |  |
|   | b. Own Brick Unit                                      | MT  | 90      | 85      | 77      | 83     | 64     | 44     | 63     | 44     | 172    | 105     | 76      | 0       |  |  |
|   | c. Outside brick units other than brick kilns          | MT  | 10807   | 14255   | 11486   | 14638  | 12105  | 6895   | 9650   | 8443   | 6833   | 9348    | 7522    | 9417    |  |  |
|   | d. Other (For Sport Track Filling, own land levelling) | MT  | -       | -       | -       | -      | -      | -      | -      | -      | 46     | 49      | -       | -       |  |  |
| 4   | Total Fly Ash Utilization                              | MT  | 11925   | 16080   | 14315   | 18385  | 15271  | 8888   | 13149  | 11019  | 9054   | 11807   | 9846    | 11796   |  |  |
| 6   | Closing Stock  | MT  | 0       | 0       | 0       | 0      | 0      | 0      | 0      | 0      | 0      | 0       | 0       | 0       |  |  |

Note: Quantities are decimal round off and as per weigh bridge measurement after water dust suppuratn.