





FLY ASH GENERATION AND UTILIZATION REPORT

 ADITYA BIRLA GROUP	2026-2027 M/s. Grasim Industries Limited Staple Fibre Division Thermal Power Plant 95 MW (30MW, 25MW & 40 MW) P.O. Birlagram - Nagda (M.P.) , Pin - 456 331	 ADITYA BIRLA GRASIM
---	---	---

Sr.	Month	Unit	Apr. 26	May. 26	Jun. 26	Jul-26	Aug-26	Sep-26	Oct-26	Nov-26	Dec-26	Jan. 27	Feb. 27	Mar. 27	Remarks
1	Opening Stock	MT	0												
2	Fly ash Generation	MT	19334												
3	Fly ash Utilisation														
	a. Cement industry	MT	7400												
	b. Own Brick Unit	MT	-	-											
	c. Outside brick units other than brick kilns	MT	11642	0	0	0	0	0	0	0	0	0	0	0	
	d. Other (For Sport Track Filling, own land levelling, MPRDC- RMC)	MT	292												
4	Total Fly Ash Utilization	MT	19334	0	0	0	0	0	0	0	0	0	0	0	
6	Closing Stock	MT	0	0	0	0	0	0	0	0	0	0	0	0	

Note: Quantities are decimal round off and as per weigh bridge measurement after water dust suppression.

FLY ASH GENERATION AND UTILIZATION REPORT

 ADITYA BIRLA GROUP	2025- 2026 M/s. Grasim Industries Limited Staple Fibre Division Thermal Power Plant 95 MW (30MW, 25MW & 40 MW) P.O. Birlagram - Nagda (M.P.) , Pin - 456 331	 ADITYA BIRLA GRASIM
--	---	---

Sr.	Month	Unit	Apr. 25	May. 25	Jun. 26	Jul-25	Aug-25	Sep-25	Oct-25	Nov-25	Dec-25	Jan. 26	Feb. 26	Mar. 26	Remarks
1	Opening Stock	MT	0	0	0	0	0	0	0	0	0	0	0	0	
2	Fly ash Generation	MT	14571	17101	17550	16614	19142	17642	18693	20052	21259	20986	18566	20933	
3	Fly ash Utilisation														
	a. Cement industry	MT	1434	5752	8416	7490	5528	4270	5326	3853	6012	7194	7619	8563	
	b. Own Brick Unit	MT	-	-											
	c. Outside brick units other than brick kilns	MT	13137	11349	9133	9124	13613	13372	13367	16199	15247	13793	10947	12370	
	d. Other (For Sport Track Filling, own land levelling)	MT	-												
4	Total Fly Ash Utilization	MT	14571	17101	17550	16614	19142	17642	18693	20052	21259	20986	18566	20933	
6	Closing Stock	MT	0	0	0	0	0	0	0	0	0	0	0	0	

Note: Quantities are decimal round off and as per weigh bridge measurement after water dust suppression.

FLY ASH GENERATION AND UTILIZATION REPORT

 ADITYA BIRLA GROUP	2024-2025 M/s. Grasim Industries Limited Staple Fibre Division Thermal Power Plant (30MW, 25MW & 40 MW) P.O. Birlagram - Nagda (M.P.) , Pin - 456 331	 ADITYA BIRLA GRASIM
---	---	---

Sr.	Month	Unit	Apr. 24	May. 24	Jun. 24	Jul-24	Aug-24	Sep-24	Oct-24	Nov-24	Dec-24	Jan. 25	Feb. 25	Mar. 25	Remarks
1	Opening Stock	MT	0	0	0	0	0	0	0	0	0	0	0	0	
2	Fly ash Generation	MT	13256	14956	12847	15541	11168	13183	14999	12897	13832	12094	10960	14590	
3	Fly ash Utilisation														
	a. Cement industry	MT	3965	3554	1166	1826	1439	1074	1147	202	432	956	165	161	
	b. Own Brick Unit	MT	-	-											
	c. Outside brick units other than brick kilns	MT	9291	11402	11681	13715	9730	12109	13852	12694	13400	11138	10795	14429	
	d. Other (For Sport Track Filling, own land levelling)	MT	-												
4	Total Fly Ash Utilization	MT	13256	14956	12847	15541	11168	13183	14999	12897	13832	12094	10960	14590	
6	Closing Stock	MT	0	0	0	0	0	0	0	0	0	0	0	0	

Note: Quantities are decimal round off and as per weigh bridge measurement after water dust suppression.

FLY ASH GENERATION AND UTILIZATION REPORT

 ADITYA BIRLA GROUP	2023-2024 M/s. Grasim Industries Limited Staple Fibre Division Thermal Power Plant (30MW, 25MW & 40 MW) P.O. Birlagram - Nagda (M.P.) , Pin - 456 331	 ADITYA BIRLA GRASIM
---	--	---

Sr.	Month	Unit	Apr. 23	May. 23	Jun. 23	Jul-23	Aug-23	Sep-23	Oct-23	Nov-23	Dec-23	Jan. 24	Feb. 24	Mar. 24	Remarks
1	Opening Stock	MT	0	0	0	0	0	0	0	0	0	0	0	0	
2	Fly ash Generation	MT	9103	10944	7778	11095	11484	9759	10344	10534	7650	8203	9884	9645	
3	Fly ash Utilisation														
	a. Cement industry	MT	819	812	973	1946	1844	1344	744	1189	1096	2118	1410	2831	
	b. Own Brick Unit	MT	-												
	c. Outside brick units other than brick kilns	MT	8283	10132	6805	9150	9640	8415	9600	9345	6553	6085	8474	6814	
	d. Other (For Sport Track Filling, own land levelling)	MT	-												
4	Total Fly Ash Utilization	MT	9103	10944	7778	11095	11484	9759	10344	10534	7650	8203	9884	9645	
6	Closing Stock	MT	0	0	0	0	0	0	0	0	0	0	0	0	

Note: Quantities are decimal round off and as per weigh bridge measurement after water dust suppression.

FLY ASH GENERATION AND UTILIZATION REPORT

 ADITYA BIRLA GROUP	2022-2023 M/s. Grasim Industries Limited Staple Fibre Division Thermal Power Plant (30MW, 25MW & 40 MW) P.O. Birlagram - Nagda (M.P.) , Pin - 456 331	 ADITYA BIRLA  GRASIM
---	--	--

Sr.	Month	Unit	Apr. 22	May. 22	Jun. 22	Jul-22	Aug-22	Sep-22	Oct-22	Nov-22	Dec-22	Jan. 23	Feb. 23	Mar. 23	Remarks
1	Opening Stock	MT	0	0	0	0	0	0	0	0	0	0	0	0	
2	Fly ash Generation	MT	8160	7855	4694	4570	3148	2630	4762	4104	8656	6619	6823	7780	
3	Fly ash Utilisation														
	a. Cement industry	MT	295	707	622	533	491	151	482	0	593	1710	1166	865	
	b. Own Brick Unit	MT	-	-	-										
	c. Outside brick units other than brick kilns	MT	7865	7103	4072	4037	2656	2479	4280	4104	8063	4909	5658	6916	
	d. Other (For Sport Track Filling, own land levelling)	MT	-	45	-										
4	Total Fly Ash Utilization	MT	8160	7855	4694	4570	3148	2630	4762	4104	8656	6619	6823	7780	
6	Closing Stock	MT	0	0	0	0	0	0	0	0	0	0	0	0	

Note: Quantities are decimal round off and as per weigh bridge measurement after water dust suppression.

FLY ASH GENERATION AND UTILIZATION REPORT

		2021-2022 M/s. Grasim Industries Limited Staple Fibre Division Thermal Power Plant (30MW, 25MW & 40 MW) P.O. Birlagram - Nagda (M.P.) , Pin - 456 331														
Sr.	Month	Unit	Apr. 21	May. 21	Jun. 21	Jul-21	Aug-21	Sep-21	Oct-21	Nov-21	Dec-21	Jan. 22	Feb. 22	Mar. 22	Remarks	
1	Opening Stock	MT	0	0	0	0	0	0	0	0	0	0	0	0		
2	Fly ash Generation	MT	12021	9792	9054	11261	9478	11207	14260	14590	14711	17069	18047	13319		
3	Fly ash Utilisation															
	a. Cement industry	MT	2984	2169	1556	3457	1433	577	924	751	545	2113	347	1010		
	b. Own Brick Unit	MT	-	-												
	c. Outside brick units other than brick kilns	MT	9037	7623	7498	7781	8046	10629	13336	13839	14166	14955	17700	12309		
	d. Other (For Sport Track Filling, own land levelling)	MT	-	-		24										
4	Total Fly Ash Utilization	MT	12021	9792	9054	11261	9478	11207	14260	14590	14711	17069	18047	13319		
6	Closing Stock	MT	0	0	0	0	0	0	0	0	0	0	0	0		

Note: Quantities are decimal round off and as per weigh bridge measurement after water dust suppuration.

FLY ASH GENERATION AND UTILIZATION REPORT

ADITYA BIRLA GROUP		2020-2021 M/s. Grasim Industries Limited Staple Fibre Division Thermal Power Plant (30MW, 25MW & 40 MW) P.O. Birlagram - Nagda (M.P.) , Pin - 456 331												ADITYA BIRLA GRASIM	
Sr.	Month	Unit	Apr. 20	May. 20	Jun. 20	Jul-20	Aug-20	Sep-20	Oct-20	Nov-20	Dec-20	Jan. 21	Feb. 21	Mar. 21	Remarks
1	Opening Stock	MT	0	0	0	0	0	0	0	0	0	0	0	0	
2	Fly ash Generation	MT	22	5474	7636	9550	8187	6939	5766	8523	8976	7802	12164	14377	
3	Fly ash Utilisation														
	a. Cement industry	MT	-	1954	3403	3260	496	2154	1409	958	2942	1986	2137	3240	
	b. Own Brick Unit	MT	-	-	-										
	c. Outside brick units other than brick kilns	MT	22	3520	4233	6290	7691	4785	4357	7565	5960	5749	10027	11072	
	d. Other (For Sport Track Filling, own land levelling)	MT	-	-	-	-	-	-	-	-	74	68	-	64	
4	Total Fly Ash Utilization	MT	22	5474	7636	9550	8187	6939	5766	8523	8976	7802	12164	14377	
6	Closing Stock	MT	0	0	0	0	0	0	0	0	0	0	0	0	



Note: Quantities are decimal round off and as per weigh bridge measurement after water dust suppression.

FLY ASH GENERATION AND UTILIZATION REPORT

		2019-2020 M/s. Grasim Industries Limited Staple Fibre Division Thermal Power Plant (30MW, 25MW & 40 MW) P.O. Biragram - Nagda (M.P.) , Pin - 456 331														
Sr.	Month	Unit	Apr. 19	May. 19	Jun. 19	Jul-19	Aug-19	Sep-19	Oct-19	Nov-19	Dec-19	Jan. 20	Feb. 20	Mar. 20	Remarks	
1	Opening Stock	MT	0	0	0	0	0	0	0	0	0	0	0	0		
2	Fly ash Generation	MT	14366	16787	14467	17131	18622	16266	20732	18416	18793	19932	16667	12768		
3	Fly ash Utilisation															
	a. Cement industry	MT	2462	5338	5192	6798	6193	3157	602	4335	968	110	84	2070		
	b. Own Brick Unit	MT	108	99	120	40	115	82	99	161	57	0	57	144		
	c. Outside brick units other than brick kilns	MT	11796	11350	9155	10293	12314	13027	20031	13919	17768	19823	16506	10554		
	d. Other (For Sport Track Filling, own land levelling)	MT	-	-	-	-	-	-	-	-	-	-	19	-		
4	Total Fly Ash Utilization	MT	14366	16787	14467	17131	18622	16266	20732	18416	18793	19932	16667	12768		
6	Closing Stock	MT	0	0	0	0	0	0	0	0	0	0	0	0		



Note: Quantities are decimal round off and as per weigh bridge measurement after water dust suppression.

FLY ASH GENERATION AND UTILIZATION REPORT

		2018-2019 M/s. Grasim Industries Limited Staple Fibre Division Thermal Power Plant (30MW, 25MW & 40 MW) P.O. Biragram - Nagda (M.P.) , Pin - 456 331														
																
Sr.	Month	Unit	Apr. 18	May. 18	Jun. 18	Jul-18	Aug-18	Sep-18	Oct-18	Nov-18	Dec-18	Jan. 19	Feb. 19	Mar. 19	Remarks	
1	Opening Stock	MT	0	0	0	0	0	0	0	0	0					
2	Fly ash Generation	MT	13446	17145	6628	10442	8174	11316	12877	9063	10356	11598	11472	12204		
3	Fly ash Utilisation															
	a. Cement industry	MT	2221	3185	1244	3749	2639	4266	2147	1970	2330	2477	2499	1776		
	b. Own Brick Unit	MT		41										70		
	c. Outside brick units other than brick kilns	MT	11225	13919	5357	6692	5535	7050	10712	7092	8026	9121	8973	10357		
	d. Other (For Sport Track Filling, own land levelling)	MT	-	-	26	-	-	-	19	-	-	-	-	-		
4	Total Fly Ash Utilization	MT	13446	17145	6628	10442	8174	11316	12877	9063	10356	11598	11472	12204		
6	Closing Stock	MT	0	0	0	0	0	0	0	0	0	0	0	0		

Note: Quantities are decimal round off and as per weigh bridge measurement after water dust suppression.

FLY ASH GENERATION AND UTILIZATION REPORT

		2017-2018 M/s. Grasim Industries Limited Staple Fibre Division Thermal Power Plant (30MW, 25MW & 40 MW) P.O. Biragram - Nagda (M.P.) , Pin - 456 331														
																
Sr.	Month	Unit	Apr. 17	May. 17	Jun. 17	Jul-17	Aug-17	Sep-17	Oct-17	Nov-17	Dec-17	Jan. 18	Feb. 18	Mar. 18	Remarks	
1	Opening Stock	MT	0	0	0	0	0	0	0	0	0	0	0	0		
2	Fly ash Generation	MT	11925	16080	14315	18385	15271	8888	13149	11019	9054	11807	9846	11796		
3	Fly ash Utilisation															
	a. Cement industry	MT	1028	1740	2752	3664	3102	1949	3436	2532	2003	2305	2248	2379		
	b. Own Brick Unit	MT	90	85	77	83	64	44	63	44	172	105	76	0		
	c. Outside brick units other than brick kilns	MT	10807	14255	11486	14638	12105	6895	9650	8443	6833	9348	7522	9417		
	d. Other (For Sport Track Filling, own land levelling)	MT	-	-	-	-	-	-	-	-	46	49	-	-		
4	Total Fly Ash Utilization	MT	11925	16080	14315	18385	15271	8888	13149	11019	9054	11807	9846	11796		
6	Closing Stock	MT	0	0	0	0	0	0	0	0	0	0	0	0		

Note: Quantities are decimal round off and as per weigh bridge measurement after water dust suppression.