



Date: 27.11.2025

To,  
The Regional Office,  
Ministry of Environment, Forest & Climate Change (MoEF & CC)  
"KARMAYOGI BHAWAN" Block no -3, F-2 Wing Fifth Floor  
Near CH-3 circle, Sector-10A, Gandhi Nagar, Gujarat-382010

Dear Sir,

**Subject: Half Yearly (From April-2025 to Sep-2025) EC Compliance reports for the Environment Clearance received from MOEFF & CC, New Delhi.**

Please find enclosed six-monthly Environment Compliance reports for following Environment Clearances.

1. F. No. J-11011/321/2016-IAII (I); dated 17.10.2019 (Latest EC)
2. F. No. J-11011/321/2016-IA II (I), dated 16.08.2018
3. F. No. J-11011/321/2016-IA II(I)Pt, dated 15.01.2018
4. F. No. J-11011/463/2007-IA II (I), dated 20.12.2007

Hope you will find same in Order.

Yours Faithfully,  
For Grasim Industries Limited  
(Unit: Grasim Cellulosic Division, Vilayat)

**R Ramkumar**  
**President & Unit Head**  
(Auth. Signatory)

CC: MoEF&CC Delhi, CPCB Vadodara, GPCB Gandhinagar and Bharuch

**Grasim Industries Limited**  
**(Unit:Grasim Cellulosic Division)**

Site : Plot No. 1, G.I.D.C. Vilayat Industrial Estate, PO.-Vilayat, Taluka-Vagra, Dist. Bharuch - 392 012, Gujarat. | Tel. 02641 - 273099

Regd. Office : Grasim Industries Limited, Birlagram, Nagda (M.P.) 456 331.

CIN : L17124MP1947PLC000410

Compliance status on Environmental Clearance  
MOEF Ref. Letter No.: J-11011/463/2007-IA II (I), dated 20-12-2007

**Compliance Status Report for “Environmental Clearance” Accorded by the MoEF  
For**

**Grasim Cellulosic Division (GCD), Vilayat**

**Compliance status on Environmental Clearance**

**MOEF Ref. Letter No.: J-11011/463/2007-IA II (I), dated 20-12-2007**

<b>Sr. No.</b>	<b>Stipulation</b>	<b>Compliance Status</b>
<b>1</b>	This reference to your application No. Nil dated 9 <sup>th</sup> May-2007 along with Form-I & pre-feasibility report seeking the environmental clearance for the above-mentioned project and subsequent correspondence vide letters dated 28 <sup>th</sup> September 2007, 13 <sup>th</sup> October 2007 and 30 <sup>th</sup> November 2007.	Acknowledged
<b>2</b>	The Ministry of Environment & Forest has examined the proposal along with the correspondence mentioned above and noted the proposal is to set up the Viscose Staple Fibre (VSF) plant at plot # 1, GIDC Industrial estate, Vilayat, Vagra, Bharuch district Gujarat by M/s Grasim Industries Limited (Grasim Cellulosic Division).	Industry is setup at Plot No.1, GIDC Industrial Area, Vilayat, Taluka Vagra, District Bharuch (Gujarat).  Latitude: 21 deg 46’10.03” to 21 deg 47’9.40” North Longitude: 72 deg 53’19.79” to 72 deg 54’49.56” East
	The Total Cost of the Project is Rs. 1200 Crores	The total cost of the project is 1703 crores after obtaining the following subsequent environmental clearances for expansion of production capacities.
	No ecological sensitive areas are located within 15 KM periphery of the plant site.	No ecological sensitive areas are located within 15 KM periphery of the plant site.
	The proposed plant is to be located in notified Industrial area at GIDC.	Plant is located on Plot No.1 of GIDC Industrial Estate, Vilayat, Taluka- Vagra, District – Bharuch, Gujarat
	Total land taken on lease from Gujarat Industrial Development Corporation for the plant is 567 Acres.	530 Acres land provided on lease by GIDC making a provision for the power corridor, vide Letter No. GIDC/PROJ/MKT/GRASIM/575 dated 06.12.2006.

	Following will be the products and production capacity;			<p>The industry has obtained the following subsequent environment clearances for expansion of production capacities:</p> <ul style="list-style-type: none"> <li>Environment Clearance No. F. No. J-11011/321/2016-IA-II(I) Pt Dated – 15.01.2018</li> <li>Environment Clearance No. F. No. J-11011/321/2016-IA-II(I) Pt Dated – 16.08.2018</li> <li>Environment Clearance No. F. No. J-11011/321/2016-IAII(I) dated 17.10.2019</li> </ul> <p>A summary of the total production capacities as approved under the above Environmental Clearances, along with the actual production during the reporting period, is presented in <b>Table No. 1</b>.</p>
	<b>Sr. No.</b>	<b>Products</b>	<b>Capacity</b>	
	1	Viscose Staple Fibre	127750 Tonnes / annum	
	2	Carbon Disulphide	23725 Tonnes / annum	
	3	Sulphuric Acid	10220 Tonnes / annum	
	4	Power Generation	25 MW	
	<b>Sr. No.</b>	<b>By-Products</b>	<b>Capacity</b>	
	1	Anhydrous Sodium Sulphate	83038 Tonnes / annum	

**Table No. 1**

Products=>	Viscose Staple Fibre (MT/Annum)	Carbon Di Sulphide (MT/Annum)	Sulfuric Acid (MT/Annum)	Sodium Sulphate (Byproduct) (MT/Annum)	Power Generation MWH	Solvent Spun Cellulosic Fibre (Excel Fibre) (MT/Annum)	
EC Amendment – As per EC No. J-11011/463/2007-IA II (I), Dated 20.12.2007	127750	23725	102200	83038	25 MW	-	
EC Amendment - As per EC No. F. No. J-11011/321/2016-IA-II(I) Pt Dated – 15.01.2018	255500	34675	182500	166076 to 210788	55 MW	-	
EC Amendment – As per EC No. F. No. J-11011/321/2016-IA-II(I) Pt Dated – 16.08.2018	255500	34675	182500	166076 to 210788	55 MW	-	
EC Amendment - EC No. F. No. J-11011/321/2016-IAII(I) EC issued on 17th October 2019 (Total Capacity after Expansion)	438000	65700	346750	348576 - 393288	55 MW	36500	
Total Production (Tons) – Apr-25 to Sep-25	208697	30553	151847	124270	25.64	NIL	

Total Production (Tons) – Oct-24 to Mar-25		208264	21502	88609	119257	25.66	NIL																				
<b>Note:</b> State Environmental Impact Assessment Authority (SEIAA), Gujarat has issued an amendment vide letter no. SEIAA/Guj./EC/1(d), 4(d) & 5(f) /96/2011, dated 30-May-2011 & Letter No. SEIAA/GUJ/EC/1(d),4(d)&5(f)/98/2012 dt. 22.03.2012 for use of natural gas in place of charcoal in CS2 plant and 25MW powerplant which is installed by Grasim Chemical. As per the EC No. F. No. J-11011/321/2016-IAII(I) issued on 15.01.2018, the remaining 30MW powerplant is installed by us. Kindly refer the Power generation details in above table.																											
3	Pulp dissolving grade (130305 Tonnes/annum), Caustic Soda 100% (74095 Tonnes/annum), Sulphur (55079 Tonnes/annum), Charcoal (7118 Tonnes/annum), Zinc (383 Tonnes/annum) and Coal (255500 Tonnes/annum) will be used as Raw Material			Industry has taken environment clearance for expansion in production capacities on 15.01.2018 and 17.10.2019. Raw Material consumption is increased due to increase in VSF production after receiving EC amendment for expansion in Jan-2018 and Oct-2019.																							
4	Total Water Requirement of the plant will be 25,000 m3/day and will be sourced from Narmada River, supplied by GIDC.			The average water consumption during the reporting period (Apr’25 to Sep’25) was <b>18141.01 m³/day</b> . The water is sourced from the Narmada River and supplied by GIDC. A summary of water consumption for the reporting period is presented in <b>Table 02</b> .	<table><tr><th colspan="2">Table No.02</th></tr><tr><th colspan="2">Water Consumption (m3/day)</th></tr><tr><th>Month</th><th>Average</th></tr><tr><td>Apr’25</td><td>18155.14</td></tr><tr><td>May’25</td><td>18391.03</td></tr><tr><td>Jun’25</td><td>17557.27</td></tr><tr><td>Jul’25</td><td>17800.84</td></tr><tr><td>Aug’25</td><td>18496.71</td></tr><tr><td>Sep’25</td><td>18445.07</td></tr><tr><td>Avg.</td><td>18141.01</td></tr></table>			Table No.02		Water Consumption (m3/day)		Month	Average	Apr’25	18155.14	May’25	18391.03	Jun’25	17557.27	Jul’25	17800.84	Aug’25	18496.71	Sep’25	18445.07	Avg.	18141.01
	Table No.02																										
Water Consumption (m3/day)																											
Month	Average																										
Apr’25	18155.14																										
May’25	18391.03																										
Jun’25	17557.27																										
Jul’25	17800.84																										
Aug’25	18496.71																										
Sep’25	18445.07																										
Avg.	18141.01																										
	Necessary agreement of water supply is made with GIDC			Water supply agreements were executed with GIDC on 06.12.2006, 24.12.2016 and 03.07.2019. Details are as under;																							

		<table><tr><td colspan="2">Following are the GIDC offer cum allotment letter details.</td></tr><tr><td>1) Letter No.</td><td>GIDC/POJ/MKT/GRASIM/575 Dated 06<sup>th</sup> December-2006</td></tr><tr><td>Agreement for Water Supply</td><td>15.60 MLD</td></tr><tr><td>Effluent Discharge</td><td>12.48 MLD</td></tr><tr><td>2) Letter No.</td><td>GIDC/SE/CG//BRH/1236 Dated 29<sup>th</sup> December-2016</td></tr><tr><td>Agreement for Water Supply</td><td>25.00 MLD</td></tr><tr><td>Effluent Discharge</td><td>19.40 MLD</td></tr><tr><td>3) Letter No.</td><td>GIDC/BRH/WS/494 Dated 3rd.July,2019</td></tr><tr><td>Agreement for Water Supply</td><td>35.00 MLD</td></tr><tr><td>Effluent Discharge</td><td>23.00 MLD</td></tr></table>	Following are the GIDC offer cum allotment letter details.		1) Letter No.	GIDC/POJ/MKT/GRASIM/575 Dated 06 <sup>th</sup> December-2006	Agreement for Water Supply	15.60 MLD	Effluent Discharge	12.48 MLD	2) Letter No.	GIDC/SE/CG//BRH/1236 Dated 29 <sup>th</sup> December-2016	Agreement for Water Supply	25.00 MLD	Effluent Discharge	19.40 MLD	3) Letter No.	GIDC/BRH/WS/494 Dated 3rd.July,2019	Agreement for Water Supply	35.00 MLD	Effluent Discharge	23.00 MLD
Following are the GIDC offer cum allotment letter details.																						
1) Letter No.	GIDC/POJ/MKT/GRASIM/575 Dated 06 <sup>th</sup> December-2006																					
Agreement for Water Supply	15.60 MLD																					
Effluent Discharge	12.48 MLD																					
2) Letter No.	GIDC/SE/CG//BRH/1236 Dated 29 <sup>th</sup> December-2016																					
Agreement for Water Supply	25.00 MLD																					
Effluent Discharge	19.40 MLD																					
3) Letter No.	GIDC/BRH/WS/494 Dated 3rd.July,2019																					
Agreement for Water Supply	35.00 MLD																					
Effluent Discharge	23.00 MLD																					
A full-fledged Effluent Treatment Plant will be installed with Primary and Secondary treatment facilities based on extended aeration activated sludge process.	A full-fledged Effluent Treatment Plant (ETP) has been installed, comprising primary and secondary treatment facilities based on the extended aeration activated sludge process. The ETP consists of the following major equipment:  <div><div>1. Grit Chamber – 2 Nos</div><div>2. Primary Clarifier – 2 Nos</div><div>3. Biological Reactor - 7 aeration Lagoons</div><div>4. Secondary Clarifier - 2 Nos</div><div>5. Treated Effluent RO – 14 MLD Capacity</div></div>																					
Treated effluent quality will be maintained as per the standards prescribed by CPCB/GPCB. After treatment treated effluent will be disposed off in Gulf of Khambhat vis pipeline already laid by GIDC.	<p>The Industry ensures that the treated effluent quality complies with the norms prescribed by CPCB/GPCB. The Analysis of treated effluent is carried out monthly by NABL accredited lab M/s. Unistar Environment and Research Lab. Monitoring results for reporting period Apr’25 to Sep’25 are summarized in <b>Table No.3</b></p> <p>After treatment, the treated effluent is pumped to the GIDC effluent collection station at Vilayat, from where it is pumped &amp; finally disposed in Gulf of Khambhat by GIDC.</p>																					

Table No.3

**Third Party Lab Details: -****Agency:** - Unistar Environment & Research lab Pvt. Ltd**NABL:** - NABL Certificate Number TC- 15345**Address:** - GIDC, Char Rasta, Vapi

Month	FINAL TREATED EFFLUENT																												
	pH	Temp.	TSS	Oil & Grease	Phenolic Comp	Cyanide	Fluoride	Sulphide	Amm. Nas N	Total Kzeld Nit. (TKN)	Nitrate Nitrogen	Total Res Cl2	Arse nic	Trivalent Chromium	Hexaval ent Chrom	Cu	Pb	Hg	Ni	Zn	Cd	BOD	COD	Selen ium	Vana dium	Mn	Iron	Bio Assay- 96 Hrs. fish	Toxicity Test - 96 Hrs. fish
Unit	-	deg C	mg/lit	mg/lit	mg/lit	mg/lit	mg/lit	mg/lit	mg/lit	mg/lit	mg/lit	mg/lit	mg/lit	mg/lit	mg/lit	mg/lit	mg/lit	mg/lit	mg/lit	mg/lit	mg/lit	mg/lit	mg/lit	mg/lit	mg/lit	mg/lit	mg/lit	mg/lit	mg/lit
Limit	06-09		100	10	5	0.2	15	5	50	50	50	1	0.2	2	0.1	3	0.1	0.01	3	15	0.05	100	250	0.05	0.2	2	3	90%	90%
Apr'25	7.10	31.50	16.00	BDL	BDL	BDL	1.05	BDL	BDL	2.80	0.80	BDL	BDL	BDL	BDL	0.09	BDL	BDL	0.12	0.14	BDL	54.00	182.00	BDL	BDL	BDL	BDL	Complied	Complied
May'25	7.34	31.00	64.00	BDL	BDL	BDL	2.16	BDL	BDL	3.50	1.70	BDL	BDL	BDL	BDL	0.06	BDL	BDL	0.08	0.13	BDL	60.00	179.60	BDL	BDL	BDL	1.57	Complied	Complied
Jun'25	7.79	30.00	24.00	BDL	BDL	BDL	3.50	BDL	BDL	4.10	1.10	BDL	BDL	BDL	BDL	0.08	BDL	BDL	0.10	0.14	BDL	64.00	218.50	BDL	BDL	BDL	1.36	Complied	Complied
Jul'25	7.35	30.00	46.00	BDL	BDL	BDL	2.04	2.70	BDL	BDL	2.60	BDL	BDL	BDL	BDL	0.06	BDL	BDL	0.08	0.13	BDL	70.00	234.90	BDL	BDL	BDL	0.80	Complied	Complied
Aug'25	7.52	30.00	65.00	BDL	BDL	BDL	1.54	2.90	BDL	BDL	3.30	BDL	BDL	BDL	BDL	0.07	BDL	BDL	0.08	0.13	BDL	76.00	219.80	BDL	BDL	BDL	1.10	Complied	Complied
Sep'25	7.83	30.00	40.00	BDL	BDL	BDL	1.11	2.10	2.20	5.30	3.90	BDL	BDL	BDL	BDL	0.08	BDL	BDL	0.08	0.12	BDL	80.00	239.70	BDL	BDL	BDL	0.70	Complied	Complied
Min	7.10	30.00	16.00	BDL	BDL	BDL	1.05	BDL	BDL	2.80	0.80	BDL	BDL	BDL	BDL	0.06	BDL	BDL	0.08	0.12	BDL	54.00	179.60	BDL	BDL	BDL	BDL	Complied	Complied
Max	7.83	31.50	65.00	BDL	BDL	BDL	3.50	2.90	2.20	5.30	3.90	BDL	BDL	BDL	BDL	0.09	BDL	BDL	0.12	0.14	BDL	80.00	239.70	BDL	BDL	BDL	1.57	Complied	Complied
Avg.	7.49	30.42	42.50	BDL	BDL	BDL	1.90	2.57	2.20	3.93	2.23	BDL	BDL	BDL	BDL	0.07	BDL	BDL	0.09	0.13	BDL	67.33	212.42	BDL	BDL	BDL	1.11	Complied	Complied

5	The main source of Air pollution will be CS <sub>2</sub> plant, Viscose plant, Sulphuric Acid plant and Coal based captive power plant. The proposed pollution control equipment is:		
	CS <sub>2</sub> Plant	Carbon disulphide recovery system	A CS <sub>2</sub> Recovery system using condensation route is installed in spinning section for all lines.
		Oil scrubbing system for recovery of CS <sub>2</sub>	To further reduce emissions, the earlier CS <sub>2</sub> Genosorb plant has been replaced with a latest Carbon Adsorption Plant (CAP). This has improved CS <sub>2</sub> recovery from exhaust gases before release through the chimney.
		Water/ chilled water condensers	
		Brine condensers	
		Klaus kiln for CS <sub>2</sub> plant	A Klaus kiln has been installed for the CS <sub>2</sub> plant.
		The stack of 175m shall be provided to reduce GLC of CS <sub>2</sub> & H <sub>2</sub> S	A 175 m stack has been provided to reduce ground-level concentrations of CS <sub>2</sub> and H <sub>2</sub> S from the VSF plant.
		Dust extraction cum Venturi scrubbing System for CS <sub>2</sub> Furnace	Not applicable, as CS <sub>2</sub> is produced using natural gas instead of charcoal.
	Acid Plant	Gas scrubbing system for tail gases	A Caustic Scrubber is installed
		Mist eliminators	Mist eliminators are provided in the acid tower
	Power plant	Electrostatic Precipitator (ESP) in power plant along with 100 m height stack	An ESP along with a 125 m high stack is installed in the captive power plant.
		Ash Handling plant	An Ash Handling Plant is installed.
6	Auxiliary section	Cyclone	Cyclones are installed
		Water scrubbers	Venturi water scrubbers are installed
	During regeneration process of Cellulose from Viscose in Spinning Machine CS <sub>2</sub> and H <sub>2</sub> S will be liberated. The liberated CS <sub>2</sub> and H <sub>2</sub> S will be extracted through powerful exhaust system and discharge through chimney.		A powerful exhaust system is installed on all spinning machines. The extracted CS <sub>2</sub> and H <sub>2</sub> S are routed to the H <sub>2</sub> S Scrubbing Plant for sulphur recovery, followed by the Carbon Adsorption Plant (CAP) for further CS <sub>2</sub> recovery. After recovery, the remaining gases are discharged through the 175-meter stack to ensure proper dispersion.
7	The part of liberated fugitive emission in work zone area will be controlled by modified exhaust system, motorized curtain in Spinning Machine, Air curtain at stretch & feed rollers and modified bottom exhaust.		The exhaust system at the spinning machines is designed to control maximum fugitive emissions. Motorized shutters are provided on each machine, and a powerful bottom exhaust system is installed to minimize fugitive emissions within the work zone.
	Spent Catalyst (2.5 MT/year), Spent resin from DM plant (4MT/year) and Sulphur sludge will be disposed of through		The industry has obtained membership with the Common TSDF



	common TSDf and used oil will be sold to CPCB registered recyclers. Fly ash will be disposed off as per fly ash Notification 2003 and used for brick/cement manufacturing.	facilities operated by <b>M/s Bharuch Enviro Infrastructure Limited</b> (Membership No. OTH/474), <b>M/s Safe Enviro Private Limited</b> (Membership No. 103910) & <b>M/s. Shesh Enviro Infra Pvt. Ltd.</b> (Membership No. SE/08/25/L/T/OTH/00201) for disposal of hazardous waste. Details of hazardous waste disposal for the reporting period (Apr’25 to Sep’25) are provided in Table 04.																						
	<table><tr><th colspan="5">Table No. 4</th></tr><tr><th>Name of Waste</th><th>CCA Quantity (MT/Year)</th><th>Disposal Quantity (MT) (Apr-25 to Sep-25)</th><th>Disposal Pathway</th><th>Agency</th></tr><tr><td>Spent Catalyst</td><td>15.00</td><td>0.00</td><td>Landfill</td><td>-</td></tr><tr><td>Used Oil</td><td>27.50</td><td>12.08</td><td>Recycling</td><td>M/s. Supreme Petrochem &amp; M/s. Sagar Petroleum</td></tr></table>				Table No. 4					Name of Waste	CCA Quantity (MT/Year)	Disposal Quantity (MT) (Apr-25 to Sep-25)	Disposal Pathway	Agency	Spent Catalyst	15.00	0.00	Landfill	-	Used Oil	27.50	12.08	Recycling	M/s. Supreme Petrochem & M/s. Sagar Petroleum
Table No. 4																								
Name of Waste	CCA Quantity (MT/Year)	Disposal Quantity (MT) (Apr-25 to Sep-25)	Disposal Pathway	Agency																				
Spent Catalyst	15.00	0.00	Landfill	-																				
Used Oil	27.50	12.08	Recycling	M/s. Supreme Petrochem & M/s. Sagar Petroleum																				
	Note: 1. Sulphur De-ashing sludge is not generated as Industry has installed natural gas based CS2 plant. 2. Industry has installed 30 MW captive power plant after receiving environment clearance issued on 15.01.2018. Fly ash generated from CPP is sold to authorized cement & brick manufacturers along with compliance of all other provisions of fly ash Notification 2003 as amended up to date.																							
8	The expert appraisal committee (Industry) in its 73 <sup>rd</sup> meeting held on 24 <sup>th</sup> -26 <sup>th</sup> October 2007 considered the proposal. All Man Made Fibres (Rayon) manufacturing units are listed at Sl. No. 5(d) of schedule of EIA notification 2006 under category A, hence appraisal is at Central level. Since the project located at GIDC Notified industrial estate, Vilayat, Vagra, it does not need public consultation as per Para 7(i) III, stage (3) b. – Public Consultation of EIA Notification, 2006	Acknowledged, Industry is setup on Plot No.1, GIDC Industrial Estate Vilayat, Tal- Vagra, Dist. Bharuch																						
9	Based on information submitted by the project authorities, the Ministry of Environment and Forests hereby accords environmental clearance to the above project under the provisions of EIA notification 2006 subject to the compliance of following Specific and General conditions.	Acknowledged, the compliance status of Specific and General conditions is as below;																						

**A. Specific Condition: -**

Sr.	Stipulation	Compliance Status																											
1	The project authorities shall maintain emission limit of 50 kg / Ton of VSF for CS2.	<p>Industry has implemented effective control measures to reduce CS2 emissions from VSF manufacturing, maintaining levels well below the prescribed standards. CS2 emissions are monitored monthly by an NABL-accredited laboratory. The monitoring results for the reporting period from Apr-25 to Sep-25 are summarized in <b>Table 05</b>.</p> <table><tr><th colspan="3">Table No.05</th></tr><tr><th rowspan="2">NABL Laboratory Details</th><th>Month</th><th>CS2 (kg/T of VSF)</th></tr><tr><th>Norms</th><th>95 (kg/T of VSF)</th></tr><tr><td rowspan="9"><b>Agency: - Unistar Environment &amp; Research lab Pvt. Ltd</b> <b>Address: - Near GIDC, Char Rasta, Vapi</b> <b>NABL: - NABL Certificate Number TC-15345</b> <b>Details of instrument Used for Monitoring: -</b> <b>Instrument Name: - Handy Sampler</b> <b>Instrument ID: - UERL/AIR/HS/03</b> <b>Serial No.: - 91-I-19</b> <b>Calibration Date: - 02.02.2025</b> <b>Expiry Date: - 01.02.2026</b></td><td>Apr'25</td><td>13.10</td></tr><tr><td>May'25</td><td>12.80</td></tr><tr><td>Jun'25</td><td>11.60</td></tr><tr><td>Jul'25</td><td>11.10</td></tr><tr><td>Aug'25</td><td>10.80</td></tr><tr><td>Sep'25</td><td>10.10</td></tr><tr><td>Min</td><td>10.10</td></tr><tr><td>Max</td><td>13.10</td></tr><tr><td>Avg.</td><td>11.58</td></tr></table> <p>At no time, the emission exceeded the prescribed limits. <b>(Refer Table No.05)</b></p>	Table No.05			NABL Laboratory Details	Month	CS2 (kg/T of VSF)	Norms	95 (kg/T of VSF)	<b>Agency: - Unistar Environment &amp; Research lab Pvt. Ltd</b> <b>Address: - Near GIDC, Char Rasta, Vapi</b> <b>NABL: - NABL Certificate Number TC-15345</b> <b>Details of instrument Used for Monitoring: -</b> <b>Instrument Name: - Handy Sampler</b> <b>Instrument ID: - UERL/AIR/HS/03</b> <b>Serial No.: - 91-I-19</b> <b>Calibration Date: - 02.02.2025</b> <b>Expiry Date: - 01.02.2026</b>	Apr'25	13.10	May'25	12.80	Jun'25	11.60	Jul'25	11.10	Aug'25	10.80	Sep'25	10.10	Min	10.10	Max	13.10	Avg.	11.58
Table No.05																													
NABL Laboratory Details	Month	CS2 (kg/T of VSF)																											
	Norms	95 (kg/T of VSF)																											
<b>Agency: - Unistar Environment &amp; Research lab Pvt. Ltd</b> <b>Address: - Near GIDC, Char Rasta, Vapi</b> <b>NABL: - NABL Certificate Number TC-15345</b> <b>Details of instrument Used for Monitoring: -</b> <b>Instrument Name: - Handy Sampler</b> <b>Instrument ID: - UERL/AIR/HS/03</b> <b>Serial No.: - 91-I-19</b> <b>Calibration Date: - 02.02.2025</b> <b>Expiry Date: - 01.02.2026</b>	Apr'25	13.10																											
	May'25	12.80																											
	Jun'25	11.60																											
	Jul'25	11.10																											
	Aug'25	10.80																											
	Sep'25	10.10																											
	Min	10.10																											
	Max	13.10																											
	Avg.	11.58																											
2	A guard/polishing pond shall be provided before discharge of treated waste water into GIDC pipeline for discharge into sea and TOC should be continually monitored.	<p>Three guard/polishing ponds are constructed with each pond having capacity of 25000 m3. Total holding capacity is 75,000 m3, which is suitable for storage of treated effluent around 72 hrs. Treated effluent is discharged into sea through GIDC pipeline.</p> <p>A TOC Meter is installed for continuous monitoring of TOC of treated effluent.</p>																											

3	The project authorities shall install at least 11 multiple effect evaporators to achieve higher than 65% recovery of Sodium Sulphate.	The industry has installed ten high-efficiency, high-capacity 14-stage multiple effect evaporators (MEE) with a total evaporation capacity of 280 m³/hr. After the production capacity expansion approved in the EC, an additional ten 16-stage MEEs are being installed, increasing the total evaporation capacity to 350 m³/hr.																																																																	
4	Electrostatic Precipitators (ESP's) to power plant boiler shall be provided to control particulate matter.	Electrostatic Precipitators (ESPs) have been installed on the power plant boiler to control particulate matter.																																																																	
	3-stage condensing system for recovery of CS2	3 stage condensing system for CS2 recovery is provided.																																																																	
	Scrubber to Acid plant chimney	Alkali scrubber has been installed at Acid Plant chimney.																																																																	
	klaus kiln recovery system to recover Sulphur from CS2 plant gases, followed by lime water absorber shall be provided	Klaus kiln recovery system has been installed to recover Sulphur from CS2 plant gases. Klaus kiln Systems recovers > 96% Sulphur and tail gases is passed through alkali scrubber before discharge from stack.																																																																	
5	Monitoring arrangement shall be provided with the scrubber & condenser vents and shall be monitored monthly.	Monitoring arrangements are provided for scrubbers & condenser vents. Following are the details tabulated as <b>Table No.07</b> .																																																																	
		<table><tr><th colspan="5">Table No.07</th></tr><tr><th>Month</th><th colspan="2">CS2 Plant</th><th>Acid Plant-1</th><th>Acid Plant-2</th></tr><tr><th>Unit</th><th>CS2 (mg/nm3)</th><th>H2S (mg/nm3)</th><th>SO2 (Kg/T of Acid)</th><th>SO2 (Kg/T of Acid)</th></tr><tr><td>GPCB limit</td><td>180</td><td>45</td><td>1.5</td><td>1.5</td></tr><tr><td>Apr'25</td><td>BDL</td><td>BDL</td><td>1.20</td><td>1.30</td></tr><tr><td>May'25</td><td>BDL</td><td>BDL</td><td>1.10</td><td>1.20</td></tr><tr><td>Jun'25</td><td>BDL</td><td>BDL</td><td>0.90</td><td>1.10</td></tr><tr><td>Jul'25</td><td>BDL</td><td>BDL</td><td>0.83</td><td>0.09</td></tr><tr><td>Aug'25</td><td>BDL</td><td>BDL</td><td>0.90</td><td>0.70</td></tr><tr><td>Sep'25</td><td>BDL</td><td>BDL</td><td>0.93</td><td>0.77</td></tr><tr><td>Min</td><td>BDL</td><td>BDL</td><td>0.83</td><td>0.09</td></tr><tr><td>Max</td><td>BDL</td><td>BDL</td><td>1.20</td><td>1.30</td></tr><tr><td>Average</td><td>BDL</td><td>BDL</td><td>0.98</td><td>0.86</td></tr></table>	Table No.07					Month	CS2 Plant		Acid Plant-1	Acid Plant-2	Unit	CS2 (mg/nm3)	H2S (mg/nm3)	SO2 (Kg/T of Acid)	SO2 (Kg/T of Acid)	GPCB limit	180	45	1.5	1.5	Apr'25	BDL	BDL	1.20	1.30	May'25	BDL	BDL	1.10	1.20	Jun'25	BDL	BDL	0.90	1.10	Jul'25	BDL	BDL	0.83	0.09	Aug'25	BDL	BDL	0.90	0.70	Sep'25	BDL	BDL	0.93	0.77	Min	BDL	BDL	0.83	0.09	Max	BDL	BDL	1.20	1.30	Average	BDL	BDL	0.98	0.86
		Table No.07																																																																	
		Month	CS2 Plant		Acid Plant-1	Acid Plant-2																																																													
		Unit	CS2 (mg/nm3)	H2S (mg/nm3)	SO2 (Kg/T of Acid)	SO2 (Kg/T of Acid)																																																													
		GPCB limit	180	45	1.5	1.5																																																													
		Apr'25	BDL	BDL	1.20	1.30																																																													
		May'25	BDL	BDL	1.10	1.20																																																													
		Jun'25	BDL	BDL	0.90	1.10																																																													
		Jul'25	BDL	BDL	0.83	0.09																																																													
		Aug'25	BDL	BDL	0.90	0.70																																																													
		Sep'25	BDL	BDL	0.93	0.77																																																													
		Min	BDL	BDL	0.83	0.09																																																													
		Max	BDL	BDL	1.20	1.30																																																													
		Average	BDL	BDL	0.98	0.86																																																													
Note: At no time, the emission exceeded the prescribed limits. (Refer Table No.07)																																																																			

	EC Compliance Report shall be submitted to Ministry's regional office, Bhopal, CPCB & GPCB	Compliance reports are submitted regularly to the Ministry's Regional Office in Bhopal, as well as to CPCB and GPCB. The last compliance report was submitted on 29.05.2025.																																										
6	The technology employed shall achieve standards notified by the Ministry for the Rayon Industry vide Gazette Notification no. 195, dated 16th Oct-2006, other than CS2.	Industry has installed state of the art advanced technology for achieving standards notified time to time for Rayon Industry by Ministry of Environment, Forest and Climate change.																																										
	The Company shall monitor CS2 & H2S regularly and submit data on the emission levels to the Ministry and its Regional office at Bhopal, GPCB and CPCB.	<div>CS2 and H2S are monitored regularly. The monitoring data for the reporting period from Apr'25 to Sep'25 is presented in <b>Table 08</b>. These results are submitted to the Ministry's Regional Office in Bhopal, as well as to GPCB and CPCB, along with the six-monthly compliance report.</div> <table><tr><th colspan="4">Table No.08</th></tr><tr><th rowspan="2">NABL Laboratory Details</th><th>Month</th><th>CS2 (kg/T of VSF)</th><th>H2S (kg/T of VSF)</th></tr><tr><th>CCA Norms&gt;</th><td>95</td><td>30</td></tr><tr><td rowspan="9"><i>Agency: - Unistar Environment &amp; Research lab Pvt. Ltd</i> <i>Address: - Near GIDC, Char Rasta, Vapi</i> <i>NABL: - NABL Certificate Number TC-15345</i> <i>Details of instrument Used for Monitoring: -</i> <i>Instrument Name: - Handy Sampler</i> <i>Instrument ID: - UERL/AIR/HS/03</i> <i>Serial No.: - 91-I-19</i> <i>Calibration Date: - 02.02.2025</i> <i>Expiry Date: - 01.02.2026</i></td><td>Apr'25</td><td>13.10</td><td>3.50</td></tr><tr><td>May'25</td><td>12.80</td><td>2.90</td></tr><tr><td>Jun'25</td><td>11.60</td><td>2.40</td></tr><tr><td>Jul'25</td><td>11.10</td><td>2.70</td></tr><tr><td>Aug'25</td><td>10.80</td><td>2.30</td></tr><tr><td>Sep'25</td><td>10.10</td><td>2.10</td></tr><tr><td>Min</td><td>10.10</td><td>2.10</td></tr><tr><td>Max</td><td>13.10</td><td>3.50</td></tr><tr><td>Avg.</td><td>11.58</td><td>2.65</td></tr><tr><td colspan="4">Note: At no time, the emission exceeded the prescribed limits. (Refer Table No.08)</td></tr></table>	Table No.08				NABL Laboratory Details	Month	CS2 (kg/T of VSF)	H2S (kg/T of VSF)	CCA Norms>	95	30	<i>Agency: - Unistar Environment &amp; Research lab Pvt. Ltd</i> <i>Address: - Near GIDC, Char Rasta, Vapi</i> <i>NABL: - NABL Certificate Number TC-15345</i> <i>Details of instrument Used for Monitoring: -</i> <i>Instrument Name: - Handy Sampler</i> <i>Instrument ID: - UERL/AIR/HS/03</i> <i>Serial No.: - 91-I-19</i> <i>Calibration Date: - 02.02.2025</i> <i>Expiry Date: - 01.02.2026</i>	Apr'25	13.10	3.50	May'25	12.80	2.90	Jun'25	11.60	2.40	Jul'25	11.10	2.70	Aug'25	10.80	2.30	Sep'25	10.10	2.10	Min	10.10	2.10	Max	13.10	3.50	Avg.	11.58	2.65	Note: At no time, the emission exceeded the prescribed limits. (Refer Table No.08)		
Table No.08																																												
NABL Laboratory Details	Month	CS2 (kg/T of VSF)	H2S (kg/T of VSF)																																									
	CCA Norms>	95	30																																									
<i>Agency: - Unistar Environment &amp; Research lab Pvt. Ltd</i> <i>Address: - Near GIDC, Char Rasta, Vapi</i> <i>NABL: - NABL Certificate Number TC-15345</i> <i>Details of instrument Used for Monitoring: -</i> <i>Instrument Name: - Handy Sampler</i> <i>Instrument ID: - UERL/AIR/HS/03</i> <i>Serial No.: - 91-I-19</i> <i>Calibration Date: - 02.02.2025</i> <i>Expiry Date: - 01.02.2026</i>	Apr'25	13.10	3.50																																									
	May'25	12.80	2.90																																									
	Jun'25	11.60	2.40																																									
	Jul'25	11.10	2.70																																									
	Aug'25	10.80	2.30																																									
	Sep'25	10.10	2.10																																									
	Min	10.10	2.10																																									
	Max	13.10	3.50																																									
	Avg.	11.58	2.65																																									
Note: At no time, the emission exceeded the prescribed limits. (Refer Table No.08)																																												
	Provision shall be made for retrofit additional equipment if necessary in future.	The industry has made provisions for additional equipment during the plant setup. An advanced H2S scrubbing system has been adopted for H2S abatement, and a CAP plant has been installed for CS2 recovery.																																										

7	<p>The effluent should be treated in ETP having primary &amp; secondary treatment facilities and treated effluent should meet the standards to be prescribed by the GPCB or under E. P. Act-1986 whichever are more stringent</p>	<p>A full-fledged Effluent Treatment Plant is installed having Primary and Secondary treatment facility based on extended aeration activated sludge process. Effluent Treatment Plant has of following major equipment;</p> <ol style="list-style-type: none"> <li>1. Grit Chamber – 2 Nos</li> <li>2. Primary Clarifier – 2 Nos</li> <li>3. Biological Reactor - 7 aeration Lagoons</li> <li>4. Secondary Clarifier - 2 Nos</li> <li>5. Treated Effluent RO – 14 MLD Capacity</li> </ol> <p>Treated effluent quality is monitored regularly and continues to meet the norms prescribed by GPCB. The treated effluent quality results for the reporting period from Apr'25 to Sep'25 are summarized in <b>Table 09</b>.</p>																								
	<p>Total quantity of effluent should not exceed 60m3/ ton of production. The production shall be regulated to match the permitted discharge quantity by GIDC/GPCB.</p>	<table> <tr> <th colspan="2">Table No.10</th><td data-bbox="1398 716 2053 805">The quantity of effluent discharged is 11.56 m3/Ton of Fibre against stipulation of 60m3/TF.</td></tr> <tr> <th colspan="2">Effluent Discharge (m3/day)</th><td data-bbox="1398 805 2053 873"><b>Avg. Fresh water Intake:</b> 18141.05 m3/day</td></tr> <tr> <th>Month</th><th>Average</th><td data-bbox="1398 873 2053 919"><b>Effluent discharge:</b> 13181.55 m3/day</td></tr> <tr> <td>Apr'25</td><td>13645.95</td><td data-bbox="1398 919 2053 1333" rowspan="7">Details of effluent discharge for reporting period are tabulated in <b>Table No.10</b></td></tr> <tr> <td>May'25</td><td>14371.95</td></tr> <tr> <td>Jun'25</td><td>13433.35</td></tr> <tr> <td>Jul'25</td><td>12904.42</td></tr> <tr> <td>Aug'25</td><td>12716.94</td></tr> <tr> <td>Sep'25</td><td>12016.67</td></tr> <tr> <td><b>Avg.</b></td><td><b>13181.55</b></td></tr> </table>	Table No.10		The quantity of effluent discharged is 11.56 m3/Ton of Fibre against stipulation of 60m3/TF.	Effluent Discharge (m3/day)		<b>Avg. Fresh water Intake:</b> 18141.05 m3/day	Month	Average	<b>Effluent discharge:</b> 13181.55 m3/day	Apr'25	13645.95	Details of effluent discharge for reporting period are tabulated in <b>Table No.10</b>	May'25	14371.95	Jun'25	13433.35	Jul'25	12904.42	Aug'25	12716.94	Sep'25	12016.67	<b>Avg.</b>	<b>13181.55</b>
Table No.10		The quantity of effluent discharged is 11.56 m3/Ton of Fibre against stipulation of 60m3/TF.																								
Effluent Discharge (m3/day)		<b>Avg. Fresh water Intake:</b> 18141.05 m3/day																								
Month	Average	<b>Effluent discharge:</b> 13181.55 m3/day																								
Apr'25	13645.95	Details of effluent discharge for reporting period are tabulated in <b>Table No.10</b>																								
May'25	14371.95																									
Jun'25	13433.35																									
Jul'25	12904.42																									
Aug'25	12716.94																									
Sep'25	12016.67																									
<b>Avg.</b>	<b>13181.55</b>																									

<b>Agency:</b> - Unistar Environment & Research lab Pvt. Ltd
<b>Address:</b> -GIDC, Char Rasta, Vapi
<b>NABL:</b> - NABL Certificate Number TC-15345
<b>Table No.09</b>

Month	FINAL TREATED EFFLUENT																												
	pH	Temp.	TSS	Oil & Grease	Phenolic Comp	Cyanide	Fluoride	Sulphide	Amm. Nas N	Total Kzeld Nit. (TKN)	Nitrate Nitrogen	Total Res Cl2	Arsenic	Trivalent Chromium	Hexavalent Chrom	Cu	Pb	Hg	Ni	Zn	Cd	BOD	COD	Selenium	Vanadium	Mn	Iron	Bio Assay- 96 Hrs. fish	Toxicity Test - 96 Hrs. fish
Unit	-	deg C	mg/lit	mg/lit	mg/lit	mg/lit	mg/lit	mg/lit	mg/lit	mg/lit	mg/lit	mg/lit	mg/lit	mg/lit	mg/lit	mg/lit	mg/lit	mg/lit	mg/lit	mg/lit	mg/lit	mg/lit	mg/lit	mg/lit	mg/lit	mg/lit	mg/lit	mg/lit	mg/lit
Limit	06-09		100	10	5	0.2	15	5	50	50	50	1	0.2	2	0.1	3	0.1	0.01	3	15	0.05	100	250	0.05	0.2	2	3	90%	90%
Apr'25	7.10	31.50	16.00	BDL	BDL	BDL	1.05	BDL	BDL	2.80	0.80	BDL	BDL	BDL	BDL	0.09	BDL	BDL	0.12	0.14	BDL	54.00	182.00	BDL	BDL	BDL	BDL	Complied	Complied
May'25	7.34	31.00	64.00	BDL	BDL	BDL	2.16	BDL	BDL	3.50	1.70	BDL	BDL	BDL	BDL	0.06	BDL	BDL	0.08	0.13	BDL	60.00	179.60	BDL	BDL	BDL	1.57	Complied	Complied
Jun'25	7.79	30.00	24.00	BDL	BDL	BDL	3.50	BDL	BDL	4.10	1.10	BDL	BDL	BDL	BDL	0.08	BDL	BDL	0.10	0.14	BDL	64.00	218.50	BDL	BDL	BDL	1.36	Complied	Complied
Jul'25	7.35	30.00	46.00	BDL	BDL	BDL	2.04	2.70	BDL	BDL	2.60	BDL	BDL	BDL	BDL	0.06	BDL	BDL	0.08	0.13	BDL	70.00	234.90	BDL	BDL	BDL	0.80	Complied	Complied
Aug'25	7.52	30.00	65.00	BDL	BDL	BDL	1.54	2.90	BDL	BDL	3.30	BDL	BDL	BDL	BDL	0.07	BDL	BDL	0.08	0.13	BDL	76.00	219.80	BDL	BDL	BDL	1.10	Complied	Complied
Sep'25	7.83	30.00	40.00	BDL	BDL	BDL	1.11	2.10	2.20	5.30	3.90	BDL	BDL	BDL	BDL	0.08	BDL	BDL	0.08	0.12	BDL	80.00	239.70	BDL	BDL	BDL	0.70	Complied	Complied
Min	7.10	30.00	16.00	BDL	BDL	BDL	1.05	BDL	BDL	2.80	0.80	BDL	BDL	BDL	BDL	0.06	BDL	BDL	0.08	0.12	BDL	54.00	179.60	BDL	BDL	BDL	BDL	Complied	Complied
Max	7.83	31.50	65.00	BDL	BDL	BDL	3.50	2.90	2.20	5.30	3.90	BDL	BDL	BDL	BDL	0.09	BDL	BDL	0.12	0.14	BDL	80.00	239.70	BDL	BDL	BDL	1.57	Complied	Complied
Avg.	7.49	30.42	42.50	BDL	BDL	BDL	1.90	2.57	2.20	3.93	2.23	BDL	BDL	BDL	BDL	0.07	BDL	BDL	0.09	0.13	BDL	67.33	212.42	BDL	BDL	BDL	1.11	Complied	Complied

Note: All parameters are well below the prescribed norms (Kindly refer above Table No.09)

8

The project authorities shall produce the copy of agreement with GIDC for discharge of treated wastewater to the Ministry and its Regional office within three months and submit the same to the Ministry / Regional office

Agreement done with GIDC for supply of water and discharge of treated effluent through GIDC pipeline to deep see is done.

A Copy of same was submitted along with earlier six-monthly compliance report to MoEF & CC.

**Following are the GIDC offer cum allotment letter details;**

<b>1) Letter No.</b>	<b>GIDC/POJ/MKT/GRASIM/575</b> <b>Dated 06<sup>th</sup> December-2006</b>
Agreement for Water Supply	15.60 MLD
Effluent Discharge	12.48 MLD
<b>2) Letter No.</b>	<b>GIDC/SE/CG//BRH/1236</b> <b>Dated 29<sup>th</sup> December-2016</b>
Agreement for Water Supply	25.00 MLD
Effluent Discharge	19.40 MLD
<b>3) Letter No.</b>	<b>GIDC/BRH/WS/494</b> <b>Dated 3rd.July,2019</b>
Agreement for Water Supply	35.00 MLD



<b>Max</b>	BDL	BDL	BDL	BDL	BDL	BDL	BDL	BDL
<b>Avg.</b>	BDL	BDL	BDL	BDL	BDL	BDL	BDL	BDL

At no time, the emission exceeded the prescribed limits. **(Refer Table No.11)**

<b>11</b>	The Solid & Hazardous waste shall be segregated according to its calorific contents and stored separately for treatment and disposal	Solid and hazardous waste is segregated based on its characteristics, and the treatment and disposal methods are selected accordingly. Waste disposal is carried out as per the procedures prescribed by CPCB and GPCB. The details of waste disposal are presented in <b>Table 12</b> .
-----------	--	--

**Table No. 12**

Month	Chemical sludge-ETP (MT)		Used Oil (MT)		PVC bags/Liners (MT)		Bio Sludge from ETP (MT)		Spent Catalyst (MT)		Spent Resin (MT)	
	Category - 35.3		Category – 5.1		Category – 33.1		Category – 35.3		Category – 17.2		Category – 35.2	
	Generation	Disposal	Generation	Disposal	Generation	Disposal	Generation	Disposal	Generation	Disposal	Generation	Disposal
<b>CC&amp;A Qty.</b>	<b>40000 MT</b>		<b>25KL or 27.50 MT</b>		<b>160 MT</b>		<b>15000 MT</b>		<b>20.0 MT</b>		<b>12.0 MT</b>	
<b>Apr'25</b>	4500.00	4457.26	0.00	0.00	6.16	6.16	1300.00	1466.04	0.00	0.00	0.00	0.00
<b>May'25</b>	4800.00	5933.53	0.00	0.00	0.00	0.00	1420.00	1629.49	0.00	0.00	0.00	0.00
<b>Jun'25</b>	4200.00	6191.23	0.00	0.00	0.00	0.00	500.00	330.31	0.00	0.00	0.00	0.00
<b>Jul'25</b>	3800.00	3198.99	12.08	12.08	12.97	12.97	200.00	52.03	0.00	0.00	0.00	0.00
<b>Aug'25</b>	2700.00	2572.41	0.00	0.00	8.51	8.51	200.00	36.32	0.00	0.00	0.00	0.00
<b>Sep'25</b>	2200.00	1978.44	0.00	0.00	9.79	9.79	200.00	29.90	0.00	0.00	0.00	0.00
<b>Total</b>	<b>22200.00</b>	<b>24331.86</b>	<b>12.08</b>	<b>12.08</b>	<b>37.43</b>	<b>37.43</b>	<b>3820.00</b>	<b>3544.09</b>	<b>0.00</b>	<b>0.00</b>	<b>0.00</b>	<b>0.00</b>
<b>Disposal Pathway</b>	<b>Utilization</b>		<b>Recycling</b>		<b>Recycling</b>		<b>Land Fill</b>		<b>Land Fill</b>		<b>Incineration</b>	
<b>Disposed To=&gt;</b>	<b>J K, Ultratech Cement</b>		<b>Sold to authorized Recyclers</b>		<b>Sold to authorized Recyclers</b>		<b>TSDF – BEIL, SEPL (Dahej), SHESH (Saykha)</b>		<b>TSDF BEIL Dahej</b>		<b>TSDF BEIL Dahej</b>	

<b>12</b>	Fly Ash generated from CPP shall be utilize as per fly ash notification 1999 and subsequent amendment in 2003.	Fly Ash generated from CPP is supplied to authorized bricks & cement manufacturers. Unit is filling stipulated comprehensive report annually and the same is being submitted to MOEFCC, CPCB & SPCB.
<b>13</b>	Green belt of adequate width and density shall be developed in 150 Acres out of 567 acres project area to mitigate the effect of fugitive emission all around the plant. The development of green belt along the boundary wall and two additional rows in predominant wind direction shall be provided	Industry has developed greenbelt, in open space area and around factory complex along the boundary wall. Total 1,06,700 nos. of plants have been planted till Sep-2025. Existing plantation details and proposed plan is tabulated in <b>Table No.13</b>



in consultation with the local DFO as per the CPCB guideline

**Table No. 13**

Sr. No	Duration	Area (Acre.) for Plantation	Number of Plant
1	Existing (Till FY; 2017-18)	31	37,500 Plants
2	2018-19	10	10,000 Plants
3	2019-20	10	10,000 Plants
4	2020-21	10	10,000 Plants
5	2021-22	10	10,000 Plants
6	2022-23	10	10,000 Plants
7	2023-24	5	5,000 Plants
8	2024-25	5	5,000 Plants
8	2025-26 (Till Sep'25)	2	2,000 Plants
<b>Total=&gt;</b>		<b>93</b>	<b>1,06,700 Plants</b>

Details of existing plant species and proposed plant species along with Plant species for odor management, Gaseous emission (SO<sub>2</sub> & NO<sub>x</sub>) tolerant species is enclosed as **Annexure-2**. Plant species are selected as per the directives of CPCB & DFO.

- 14** The project proponent shall comply with the environmental protection measures and safeguards recommended in the EIA/EMP.

Total project cost was Rs. 1200 Crores as mentioned in EC. As committed in the EIA/EMP, Unit has been allocated capital cost Rs. 170.5 Crores and recurring cost Rs. 15.5 Crores per annum respectively for implementations of environmental pollution control measures as per condition stipulated by the MoEF & CC & GPCB. A detailed description of the EIA/EMP commitments is provided below. The corresponding Capex and Opex spent details are presented in **Table No. 14**.

Table No. 14												
Fund Utilize for environmental Management are under (Rs. In Crore)												
Sr. No.	Particular	Capex	Opex FY-17	Opex FY-18	Opex FY-19	Opex FY-20	Opex FY-21	Opex FY-22	Opex FY-23	Opex FY-24	Opex FY-25	Opex FY-26 (Till Sep'25)
1	Effluent Treatment	79.00	11.50	10.56	11.00	11.00	13.35	14.85	35.60	38.63	30.67	14.56
2	Air Pollution Control (Including H2S Scrubbing Plant & CAP Plant)	472.00	03.50	04.00	03.30	05.17	14.35	14.23	162.85	150.80	118.38	56.07
3	Green Belt Development	00.50	00.50	00.55	01.30	0.51	0.13	0.08	1.09	3.83	1.20	0.33
4	Waste Management	01.50	00.50	00.60	01.60	3.07	2.90	1.78	4.37	2.97	2.98	1.28
Total Amount (In Crore) =>		552.79	16.00	15.71	17.20	19.75	30.73	30.94	203.91	196.23	153.23	72.24

**Environmental monitoring Program:** - In order to ensure that the predicted impact levels are within the acceptable limits and to further mitigate the impacts wherever possible from proposed facilities, following monitoring programs are undertaken;

**Air Environment:** Air quality surveillance program which includes;

1. Monitoring of air quality of all 4 stacks for CS<sub>2</sub>, H<sub>2</sub>S, PM, SO<sub>2</sub> & NO<sub>x</sub> by our Lab as well as 3<sup>rd</sup> party Lab.
2. Ground level concentration is monitored for CS<sub>2</sub>, H<sub>2</sub>S, PM, SO<sub>2</sub> & NO<sub>x</sub> in the impact zone as a part of ambient air monitoring by our Lab & 3<sup>rd</sup> party Lab.
3. Port holes and sampling facilities are provided in each stack as per CPCB guidelines, periodic performance evaluation of control measures & equipment's are done

**Noise Environment:** Noise generated sources are regularly monitored, ambient noise level is being monitored on quarterly basis inside & outside of plant area and strictly adhered the Factory Act norms of workroom and ambient levels as per E P Act.

**Water Environment:** For effective environmental pollution control the following measures are taken;

1. Daily monitoring of treated effluent in our Lab as well as third party monitoring by outside labs.
2. Evaluation of ETP performance is done regularly, based on the results of treated effluent.
3. Treated sewage is 100% used in green belt, sewage quantity is very less as only plant sewage comes to STP.
4. 3 nos. of guard ponds, each of (L: 90 m, B: 60 m, SWD: 6.5m) equivalent to 75,000m<sup>3</sup> capacity installed, which is suitable for storage upto 72 hrs. treated effluent to meet the emergency situation in discharge of treated effluent through GIDC pipeline
5. Water conservation measures are taken and achieved very less discharge of treated effluent.

**Land Environment:** Following measures are taken to avoid adverse impacts on biological activities;

1. All precautions are taken to avoid any spillages on ground.
2. A record of Solid & Hazardous waste is maintained & monitored regularly by Env. Cell
3. Waste is categorized based on CC&A by GPCB. Hazardous waste is stored separately and disposed as per GPCB guidelines through online Manifest.
4. Green belt development program is undertaken which will be continued to cover > 33% area as green belt.

**Biological Environment:** Following measures are taken to avoid adverse impacts on biological activities;

1. Survival rate of planted trees are closely monitored. New saplings are planted in place of dead saplings as per guideline which is closely monitored by Horticulture department.

15	The project authorities shall obtain the membership of TSDF and waste water disposal facility and copy of the same shall be submitted to the GPCB and Ministry's regional office at Bhopal within three months.	<p>Industry has obtained membership with the following common TSDF facilities for hazardous waste disposal:</p> <ol style="list-style-type: none"> <li>1. Bharuch Enviro Infrastructure Limited (BEIL), Dahej Reference: BEIL/ANK/2022 Membership No.: OTH/474 Approved Quantity: 8000 TPA</li> <li>2. Safe Enviro Pvt. Ltd. Membership No.: 103910 Approved Quantity: 5000 TPA</li> <li>3. Shesh Enviro Infra Pvt. Ltd. Membership No.: SE/08/25/L/T/OTH/00201 Approved Quantity: 5000 TPA</li> </ol> <p>The industry has also obtained permission and membership from the GIDC pipeline network for disposal of treated effluent.</p>
16	Occupational health surveillance of the workers shall be carried out on a regular basis and records shall be maintained as per the factories Act.	We have established an Occupational Health Center (OHC) at our site. Routine periodical medical examinations are conducted twice a year for all employees. If any deviation is observed in an employee's health parameters, the individual is counselled the next day and followed up until the parameter returns to normal. At present, no employee has any uncontrolled health condition. The details of the tests conducted and the number of employees covered are summarized in <b>Table 15</b> .

**Table No. 15**

Total Employees	1456			
System	Number of employees			Reference used to mark for deviation
	Normal	Abnormal	Total	Reference Value
Cardiovascular System				
Pulse Rate	1404	26	1430	>100/min
Blood Pressure	1381	49	1430	>160/100

ECG	1413	17	1430	Various Parameters in ECG Report
Systemic Examination	1430	0	1430	Physical Examination (Inspection, Palpation and Auscultation)
Respiratory System				
Systemic Examination	1430	0	1430	Physical Examination (Inspection, Palpation and Auscultation)
Pulmonary Function Test	1430	0	1430	PFT Report Review
Central Nervous System				
	1430	0	1430	Various Parameters (Sensory and Motor system including reflexes)
Liver Function Test				
SGPT	1419	11	1430	>100
SGOT	1428	2	1430	>100
Total Bilirubin	1426	4	1430	>1.0
Kidney Function Test				
S. Creatinine	1428	2	1430	>1.4mg%
Blood Urea	1423	7	1430	>45mg%
Urine Routine and Microscopy testing	1427	3	1430	Urine R&M Report
Hearing Test				
Ear Examination	1430	0	1430	Physical Examination of ear
Audiometry	1430	0	1430	Review of SPL at various frequencies
Metabolism				
Random Blood Sugar	1428	2	1430	>160mg%
HbA1c	1429	1	1430	>7.0
Complete Blood Count	1429	1	1430	CBC & Smear Report
S. Uric Acid	1409	21	1430	>7.5 mg%
Lipid Profile	1302	128	1430	>240mg%
Vision Test				
Distant Vision	1401	29	1430	>6/18 in one eye

Near Vision	1415	15	1430	>N8 in one eye
Color Vision	1424	6	1430	< 18 plates out of 38

<b>17</b>	The project authorities shall take up all out efforts to protect the water bodies and biodiversity around the plant.	Regular monitoring of water and air quality is conducted through the in-house Environmental Laboratory and a third-party NABL-accredited laboratory. The only nearby water body is Bhooki Khadi, located around 500 meters from the plant boundary. Water from this stream is used by nearby villages for irrigation and cattle needs.
	A monitoring mechanism for water / air quality, production & crop pattern around the plant shall be adopted and comparative status shall be reported annually to the Ministries Regional office, GPCB & CPCB	Monitoring of water quality, air quality, and production parameters is conducted on a regular basis and compared against baseline data. The findings are submitted to the Ministry's Regional Office on a six-monthly basis and to the Gujarat Pollution Control Board (GPCB) on a monthly basis.

## B. General Condition: -

i)	The project authorities shall strictly adhere to the stipulations of the SPCB/State Government or any statutory body.	Industry is complying all the stipulations of GPCB /state government. GPGB has granted Consolidated Consent and Authorization (CCA) to industry which is valid up to 23/03/2029.
ii)	No expansion or modifications in the plant shall be carried out without prior approval of the Ministry of Environment and Forests. In case of deviations or alterations in the project proposal from those submitted to the Ministry for clearance, a fresh reference shall be made to the Ministry to access the adequacy of conditions imposed and to add additional environmental protection measures required, if any.	No expansion or modification is done in industry without prior permission of Ministry. Expansion is done with following prior permission / clearance.  Environment Clearance No. F. No. J-11011/321/2016-IA-II(I) Pt dated 15.01.2018 Environment Clearance No. F. No. J-11011/321/2016-IA II (I) dated 16.08.2018 Environment Clearance No. F. No. J-11011/321/2016-IAII(I) dated 17.10.2019
iii)	The gaseous emission (SO <sub>2</sub> , NO <sub>x</sub> , H <sub>2</sub> S & CS <sub>2</sub> ) and Particulate Matter along with RSPM levels from various process units shall confirm to the standards prescribed by the concerned authorities from time to time.  In the event of failure of any pollution control system adopted	Gaseous emissions are monitored regularly, and the results conform to the standards prescribed by both the Gujarat Pollution Control Board (GPCB) and the Central Pollution Control Board (CPCB). Laboratory results for the reporting period from Apr'25 to Sep'25 are summarized in the <b>Table No. 16</b> and <b>Table No. 17</b> . Industry has developed Controls to put off the operations in case of

failures of any pollution control devices and operations are not restored until the desired efficiency is achieved.

Third Party Lab Details	Month of Sample	CS2 (Kg/Ton of Fibre)
	CCA Norms	95
	Apr'25	13.10
	May'25	12.80
Agency: - Unistar Environment & Research lab Pvt. Ltd Address: - Near GIDC, Char Rasta, Vapi NABL: - NABL Certificate Number TC-7753 Details of instrument Used for Monitoring: - Instrument Name: - Stack Monitoring Kit Vss1 Instrument ID: - UERL/AIR/HS/03 Serial No.: - 91-I-19 Calibration Date: - 02.02.2025 Expiry Date: - 01.02.2026	Jun'25	11.60
	Jul'25	11.10
	Aug'25	10.80
	Sep'25	10.10
	<b>Min</b>	<b>10.10</b>
	<b>Max</b>	<b>13.10</b>
	<b>Avg.</b>	<b>11.58</b>
At no time, the emission exceeded the prescribed limits. (Refer Table No.16)		

**Instrument ID & Name:** -1) Respirable Dust Sampler - RDS: SR. No. 160203106 - UERL/AIR/RDS/ 02(Calibration Period: - 28.07.2025 – 27.07.2026)  
2) Fine Particulate Sampler - FPS: SR. No. 160402021 - UERL/AIR/FPS/08(Calibration Period: - 28.07.2025 – 27.07.2026)

**Table No. 17 (For Ambient Air)  $\mu\text{g}/\text{m}^3$**

Month	Near ETP MCC Room						Near ER Office					
	SPM PM10	SPM PM2.5	SO <sub>2</sub>	NO <sub>2</sub>	H <sub>2</sub> S	CS <sub>2</sub>	SPM PM10	SPM PM2.5	SO <sub>2</sub>	NO <sub>2</sub>	H <sub>2</sub> S	CS <sub>2</sub>
Norms	100	60	80	80	150	100	100	60	80	80	150	100
Apr'25	56.70	20.60	20.60	24.30	BDL	BDL	52.80	19.00	21.60	24.80	BDL	BDL
May'25	58.40	23.20	18.20	21.60	BDL	BDL	55.60	21.30	23.30	26.00	BDL	BDL

	Jun'25	53.90	23.80	24.30	26.90	BDL	BDL	51.60	21.60	21.70	24.00	BDL	BDL
	Jul'25	57.20	21.30	18.50	21.40	BDL	BDL	54.40	20.10	23.40	24.70	BDL	BDL
	Aug'25	55.90	23.00	16.60	20.60	BDL	BDL	52.80	21.50	20.60	25.30	BDL	BDL
	Sep'25	58.30	18.40	19.50	22.30	BDL	BDL	55.90	23.40	21.00	24.20	BDL	BDL
	<b>Min</b>	<b>53.90</b>	<b>18.40</b>	<b>16.60</b>	<b>20.60</b>	<b>BDL</b>	<b>BDL</b>	<b>51.60</b>	<b>19.00</b>	<b>20.60</b>	<b>24.00</b>	<b>BDL</b>	<b>BDL</b>
	<b>Max</b>	<b>58.40</b>	<b>23.80</b>	<b>24.30</b>	<b>26.90</b>	<b>BDL</b>	<b>BDL</b>	<b>55.90</b>	<b>23.40</b>	<b>23.40</b>	<b>26.00</b>	<b>BDL</b>	<b>BDL</b>
	<b>Average</b>	<b>56.73</b>	<b>21.72</b>	<b>19.62</b>	<b>22.85</b>	<b>BDL</b>	<b>BDL</b>	<b>53.85</b>	<b>21.15</b>	<b>21.93</b>	<b>24.83</b>	<b>BDL</b>	<b>BDL</b>
<b>Note:</b> At no time, the emission exceeded the prescribed limits.													

<b>IV)</b>	<p>The location of Ambient Air Quality (AAQ) monitoring stations shall be reviewed in consultation with SPCB and additional shall be installed, if required, in the downwind direction as well as where maximum ground level concentration is anticipated.</p>	<p>The location of Ambient Air Quality (AAQ) monitoring stations have been reviewed in consultation with GPCB and 4 nos. AAQ monitoring stations installed in nearby 4 villages, at Derol, Vilayat, Sarnar and Dayadra within 2-3 kms radius.</p> <p>Monthly monitoring is being done on monthly by NABL accredited Lab. The Ambient Air quality results for the period of Apr-25 to Sep-25 is tabulated as under <b>Table No. 18.</b></p>
------------	--	--

Month	DAYADRA						DEROL						VILAYAT						SARNAR					
	SPM PM10	SPM PM2.5	SO2	NO2	H2S	CS2	SPM PM10	SPM PM2.5	SO2	NO2	H2S	CS2	SPM PM10	SPM PM2.5	SO2	NO2	H2S	CS2	SPM PM10	SPM PM2.5	SO2	NO2	H2S	CS2
	µg/m3						µg/m3						µg/m3						µg/m3					
<b>Norm</b>	<b>100</b>	<b>60</b>	<b>80</b>	<b>80</b>	<b>150</b>	<b>100</b>	<b>100</b>	<b>60</b>	<b>80</b>	<b>80</b>	<b>150</b>	<b>100</b>	<b>100</b>	<b>60</b>	<b>80</b>	<b>80</b>	<b>150</b>	<b>100</b>	<b>100</b>	<b>60</b>	<b>80</b>	<b>80</b>	<b>150</b>	<b>100</b>
Apr'25	51.2	19.3	18.1	21.5	BDL	BDL	54.1	20.2	19.2	23.4	BDL	BDL	50.4	20.3	23.3	25.5	BDL	BDL	53.9	23.1	21.2	24.0	BDL	BDL
May'25	57.5	21.3	21.4	24.1	BDL	BDL	53.6	23.2	17.3	18.4	BDL	BDL	56.2	20.5	17.0	21.3	BDL	BDL	58.4	21.6	24.2	25.9	BDL	BDL
Jun'25	55.2	23.4	17.1	20.9	BDL	BDL	50.7	19.4	23.6	26.2	BDL	BDL	53.4	23.1	15.7	18.7	BDL	BDL	56.3	23.6	18.7	21.1	BDL	BDL
Jul'25	54.1	20.2	18.1	22.4	BDL	BDL	57.2	21.4	17.1	20.1	BDL	BDL	56.2	20.9	19.0	22.3	BDL	BDL	53.1	20.3	22.3	24.5	BDL	BDL
Aug'25	51.6	19.3	15.6	16.8	BDL	BDL	53.1	19.3	18.6	21.5	BDL	BDL	54.4	20.7	17.3	19.8	BDL	BDL	48.4	18.5	16.6	19.6	BDL	BDL
Sep'25	52.6	20.3	18.2	21.6	BDL	BDL	58.4	22.4	16.3	18.3	BDL	BDL	56.4	20.2	19.2	21.1	BDL	BDL	58.3	18.4	18.1	21.4	BDL	BDL
<b>Min</b>	<b>51.2</b>	<b>19.3</b>	<b>15.6</b>	<b>16.8</b>	<b>BDL</b>	<b>BDL</b>	<b>50.7</b>	<b>19.3</b>	<b>16.3</b>	<b>18.3</b>	<b>BDL</b>	<b>BDL</b>	<b>50.4</b>	<b>20.2</b>	<b>15.7</b>	<b>18.7</b>	<b>BDL</b>	<b>BDL</b>	<b>48.4</b>	<b>18.4</b>	<b>16.6</b>	<b>19.6</b>	<b>BDL</b>	<b>BDL</b>
<b>Max</b>	<b>57.5</b>	<b>23.4</b>	<b>21.4</b>	<b>24.1</b>	<b>BDL</b>	<b>BDL</b>	<b>58.4</b>	<b>23.2</b>	<b>23.6</b>	<b>26.2</b>	<b>BDL</b>	<b>BDL</b>	<b>56.4</b>	<b>23.1</b>	<b>23.3</b>	<b>25.5</b>	<b>BDL</b>	<b>BDL</b>	<b>58.4</b>	<b>23.6</b>	<b>24.2</b>	<b>25.9</b>	<b>BDL</b>	<b>BDL</b>
<b>Average</b>	<b>53.7</b>	<b>20.6</b>	<b>18.1</b>	<b>21.2</b>	<b>BDL</b>	<b>BDL</b>	<b>54.5</b>	<b>21.0</b>	<b>18.7</b>	<b>21.3</b>	<b>BDL</b>	<b>BDL</b>	<b>54.5</b>	<b>21.0</b>	<b>18.6</b>	<b>21.5</b>	<b>BDL</b>	<b>BDL</b>	<b>54.7</b>	<b>20.9</b>	<b>20.2</b>	<b>22.8</b>	<b>BDL</b>	<b>BDL</b>

**Note:** All results are in µg/m3 and till date, the emission level has never exceeded prescribed limits.

<b>V)</b>	<p>Dedicated scrubbers and stack of appropriate height as per CPCB guidelines shall be provided to control the emissions from various stacks/vents.</p>	<p>Dedicated scrubbers and stack of appropriate height as per CPCB guidelines are provided to control the emissions from various stacks/vents. Details of stack are as under;  <b>Rayon Plant</b> – 175m; <b>H2SO4 Plant-1</b> – 50m; <b>H2SO4 Plant-2</b> – 60 m; <b>CS2 Plant</b> – 100m; <b>WSA Plant</b> – 60m.</p>
-----------	---	---

	The scrubber water shall be sent to ETP for further treatment	The scrubber water is routed through ETP for further treatment.
VI)	All the chemicals / solvents storage tank shall be under negative pressure to avoid any leakages. Breather valve, N2 blanketing and secondary condensers with brine chilling system shall be provided for all the storage tanks to minimize vapor losses. All liquid raw material shall be stored in storage tanks and drums.	All storage tanks are suitably designed to avoid leakages for storage under atmospheric conditions. CS <sub>2</sub> is stored under water due its volatile nature. Dykes are provided at all chemical storage area as per guidelines to arrest spillages / leaks with Emergency response plan for any such event.
VII)	The company shall undertake following waste minimization measures;	-
	- Metering & control of quantities of active ingredients to minimize waste	Metering & measurement system are in place. Reduction in wastage is also reflected in specific consumption of chemicals
	- Reuse of by-products from the process as raw material or as RM substitution in other processes	We are recovering Sulphur from H <sub>2</sub> S gas which is generated during fibre spinning process & reuse it as a raw material for the manufacturing of CS <sub>2</sub> & H <sub>2</sub> SO <sub>4</sub> .
	- Use of automated filling to minimize spillages	Chemicals such as Caustic, Sodium hypochlorite, Sulphuric acid, Carbon Disulphide is transported through pipelines. Sodium sulphate is bagged through automatic bagging machine to avoid spillages.
	- Use of "closed feed" system into batch reactors	All chemicals are fed in closed feed system to avoid any spillage.
	- Venting equipment through vapor recovery system	CS <sub>2</sub> vapor recovery system is installed at each spinning machine (6 no's) to recover CS <sub>2</sub> .
VIII)	Fugitive emissions in the work zone environment, product & raw materials storage area shall be regularly monitored. The emissions shall confirm to the limits imposed by SPCB/ CPCB	Fugitive emissions in work zone environment, product and raw material storage area is being monitored by Environmental Lab on regular basis and results are well within stipulated norms. Lab data are tabulated as <b>Table No. 19</b>



**Inst. Calibration done by: - TMS**

**Instrument Name: - TANGO TX1 (for H2S Measurement) & For CS2 measurement following IS 5182 (Part 20): 1982 method**

**Serial No.: - 22082RG-003, Calibration Date: - 04.06.2025, Expiry Date: - 03.12.2025**

**Table No. 19**

Month	Pulp Warehouse						Central Stores						Fibre warehouse						Salt Go down					
	Entry		Middle		Last		Entry		Middle		Last		Entry		Middle		Last		Entry		Middle		Last	
	CS2	H2S	CS2	H2S	CS2	H2S	CS2	H2S	CS2	H2S	CS2	H2S	CS2	H2S	CS2	H2S	CS2	H2S	CS2	H2S	CS2	H2S	CS2	H2S
	pp m	pp m	pp m	pp m	pp m	pp m	pp m	pp m	pp m	pp m	pp m	pp m	pp m	pp m	pp m	pp m	pp m	pp m	pp m	pp m	pp m	pp m	pp m	pp m
Apr'25	0.1	Tr	0.1	Tr	0.1	Tr	0.1	Tr	0.1	Tr	0.1	Tr	0.1	Tr	0.1	Tr	0.1	Tr	0.1	Tr	0.2	Tr	0.1	Tr
May'25	0.1	Tr	0.1	Tr	0.1	Tr	0.1	Tr	0.1	Tr	0.1	Tr	0.1	Tr	0.1	Tr	0.1	Tr	0.1	Tr	0.1	Tr	0.1	Tr
Jun'25	0.1	Tr	0.1	Tr	0.1	Tr	0.1	Tr	0.1	Tr	0.1	Tr	0.1	Tr	0.1	Tr	0.1	Tr	0.1	Tr	0.1	Tr	0.1	Tr
Jul'25	0.3	Tr	0.3	Tr	0.4	Tr	0.3	Tr	0.4	Tr	0.2	Tr	0.9	Tr	1.0	Tr	1.0	Tr	0.9	Tr	1.0	Tr	0.8	Tr
Aug'25	0.2	Tr	0.2	Tr	0.3	Tr	0.3	Tr	0.2	Tr	0.2	Tr	0.2	Tr	0.1	Tr	0.2	Tr	0.2	Tr	0.2	Tr	0.2	Tr
Sep'25	0.2	Tr	0.3	Tr	0.2	Tr	0.2	Tr	0.2	Tr	0.2	Tr	0.2	Tr	0.2	Tr	0.2	Tr	0.2	Tr	0.1	Tr	0.2	Tr
Min	0.1	Tr	0.1	Tr	0.1	Tr	0.1	Tr	0.1	Tr	0.1	Tr	0.1	Tr	0.1	Tr	0.1	Tr	0.1	Tr	0.1	Tr	0.1	Tr
Max	0.3	Tr	0.3	Tr	0.4	Tr	0.3	Tr	0.4	Tr	0.2	Tr	0.9	Tr	1.0	Tr	1.0	Tr	0.9	Tr	1.0	Tr	0.8	Tr
Avg.	0.2	Tr	0.2	Tr	0.2	Tr	0.2	Tr	0.2	Tr	0.2	Tr	0.3	Tr	0.3	Tr	0.3	Tr	0.3	Tr	0.3	Tr	0.3	Tr

IX) The project authorities shall strictly comply with the rules and guidelines under manufacture, storage and import of hazardous chemicals Rules 1989 as amended up to date and Hazardous waste (management & handling) Rules 1989 as amended time to time. Authorization from the SPCB shall be obtained for collection, storage, treatment and disposal of hazardous wastes.

The industry complies with all applicable provisions of the Manufacture, Storage and Import of Hazardous Chemicals (MSIHC) Rules, 1989, as amended. The unit holds valid licenses from the Petroleum and Explosives Safety Organization (PESO) for storage of 60 KL of Light Diesel Oil and 10 KL of HSD at two designated locations for DG set operations. A valid Factory License issued by DISH is also in place.



The unit has obtained authorization (**CC&A No. AWH 140562**) for the collection, storage, treatment and disposal of hazardous waste under the Hazardous and Other Wastes (Management and Transboundary Movement) Rules, as

		<p>amended. The CCA was issued by GPCB on 30.04.2025 and remains valid until 23 March 2029.</p> <p>Hazardous waste generated from the plant is sent to approved facilities such as BEIL Dahej, SEPL Dahej and Shesh Enviro (TSDF). Annual hazardous waste disposal details are uploaded on the GPCB XGN portal as required.</p>																																																																																																																																																																																																																							
X)	<p>The overall noise levels in and around the plant area shall be kept well within the standard by providing noise control measures including acoustic hoods, silencers, enclosures etc. on all sources of noise generation. The ambient noise levels shall confirm to the standards prescribed under the Environment (Protection) Act, 1986 Rules 1989 viz.75 dB (day time and 70 dB (night time)</p>	<p>Industry has provided relevant noise control measures such as acoustic hoods, silencers, acoustic enclosures at all nose sources. Ambient noise inside the plant and around the plant in nearby villages conforms to the Environment (Protection) Act, 1986 Rules, 1989. The Noise level (dB) at workroom for reporting period from Apr’25 to Sep’25 is tabulated in <b>Table No. 20.</b></p>																																																																																																																																																																																																																							
<p><b>Sound Level Meter: - SL 4023 SD</b></p> <p><b>Reference Standard: - Sound Level Calibrator, Sr. No. 3421624, Calibration Valid Up to: 01.02.2026</b></p>																																																																																																																																																																																																																									
	<table><tr><th colspan="13">Table No.20 (UOM – dBA)</th></tr><tr><th rowspan="4">Area</th><th colspan="2">Apr’25</th><th colspan="2">May’25</th><th colspan="2">Jun’25</th><th colspan="2">Jul’25</th><th colspan="2">Aug’25</th><th colspan="2">Sep’25</th></tr><tr><th>Day</th><th>Night</th><th>Day</th><th>Night</th><th>Day</th><th>Night</th><th>Day</th><th>Night</th><th>Day</th><th>Night</th><th>Day</th><th>Night</th></tr><tr><th>Time</th><th>Time</th><th>Time</th><th>Time</th><th>Time</th><th>Time</th><th>Time</th><th>Time</th><th>Time</th><th>Time</th><th>Time</th><th>Time</th></tr><tr><th>75</th><th>70</th><th>75</th><th>70</th><th>75</th><th>70</th><th>75</th><th>70</th><th>75</th><th>70</th><th>75</th><th>70</th></tr><tr><td>Main Gate</td><td>57.50</td><td>51.70</td><td>55.20</td><td>49.80</td><td>57.50</td><td>53.20</td><td>56.90</td><td>52.80</td><td>57.50</td><td>52.10</td><td>56.80</td><td>50.60</td></tr><tr><td>Material Gate</td><td>57.60</td><td>53.00</td><td>57.00</td><td>50.20</td><td>58.90</td><td>53.00</td><td>57.60</td><td>52.40</td><td>58.60</td><td>53.20</td><td>57.30</td><td>52.40</td></tr><tr><td>OHC</td><td>58.80</td><td>51.70</td><td>57.60</td><td>49.20</td><td>61.00</td><td>52.20</td><td>59.20</td><td>54.10</td><td>59.40</td><td>52.60</td><td>58.20</td><td>51.40</td></tr><tr><td>Derol</td><td>54.80</td><td>42.00</td><td>52.40</td><td>40.00</td><td>56.30</td><td>43.60</td><td>55.20</td><td>42.90</td><td>54.10</td><td>43.20</td><td>53.60</td><td>41.60</td></tr><tr><td>Vilayat</td><td>51.60</td><td>43.60</td><td>49.60</td><td>41.50</td><td>53.20</td><td>43.50</td><td>53.10</td><td>43.70</td><td>51.40</td><td>43.90</td><td>50.40</td><td>43.20</td></tr><tr><td>Sarnar</td><td>53.40</td><td>43.00</td><td>52.00</td><td>42.30</td><td>53.40</td><td>44.00</td><td>52.90</td><td>43.80</td><td>53.60</td><td>44.00</td><td>51.90</td><td>43.10</td></tr><tr><td>Argama</td><td>53.20</td><td>43.80</td><td>50.10</td><td>42.90</td><td>52.70</td><td>43.90</td><td>53.30</td><td>44.20</td><td>53.00</td><td>44.00</td><td>52.30</td><td>43.30</td></tr><tr><td>Min</td><td>51.60</td><td>42.00</td><td>49.60</td><td>40.00</td><td>52.70</td><td>43.50</td><td>52.90</td><td>42.90</td><td>51.40</td><td>43.20</td><td>50.40</td><td>41.60</td></tr><tr><td>Max</td><td>58.80</td><td>53.00</td><td>57.60</td><td>50.20</td><td>61.00</td><td>53.20</td><td>59.20</td><td>54.10</td><td>59.40</td><td>53.20</td><td>58.20</td><td>52.40</td></tr><tr><td>Avg.</td><td>55.27</td><td>46.97</td><td>53.41</td><td>45.13</td><td>56.14</td><td>47.63</td><td>55.46</td><td>47.70</td><td>55.37</td><td>47.57</td><td>54.36</td><td>46.51</td></tr><tr><td colspan="13">Note: All results are within prescribed limits. (Refer Table No.20)</td></tr></table>												Table No.20 (UOM – dBA)													Area	Apr’25		May’25		Jun’25		Jul’25		Aug’25		Sep’25		Day	Night	Day	Night	Day	Night	Day	Night	Day	Night	Day	Night	Time	Time	Time	Time	Time	Time	Time	Time	Time	Time	Time	Time	75	70	75	70	75	70	75	70	75	70	75	70	Main Gate	57.50	51.70	55.20	49.80	57.50	53.20	56.90	52.80	57.50	52.10	56.80	50.60	Material Gate	57.60	53.00	57.00	50.20	58.90	53.00	57.60	52.40	58.60	53.20	57.30	52.40	OHC	58.80	51.70	57.60	49.20	61.00	52.20	59.20	54.10	59.40	52.60	58.20	51.40	Derol	54.80	42.00	52.40	40.00	56.30	43.60	55.20	42.90	54.10	43.20	53.60	41.60	Vilayat	51.60	43.60	49.60	41.50	53.20	43.50	53.10	43.70	51.40	43.90	50.40	43.20	Sarnar	53.40	43.00	52.00	42.30	53.40	44.00	52.90	43.80	53.60	44.00	51.90	43.10	Argama	53.20	43.80	50.10	42.90	52.70	43.90	53.30	44.20	53.00	44.00	52.30	43.30	Min	51.60	42.00	49.60	40.00	52.70	43.50	52.90	42.90	51.40	43.20	50.40	41.60	Max	58.80	53.00	57.60	50.20	61.00	53.20	59.20	54.10	59.40	53.20	58.20	52.40	Avg.	55.27	46.97	53.41	45.13	56.14	47.63	55.46	47.70	55.37	47.57	54.36	46.51	Note: All results are within prescribed limits. (Refer Table No.20)												
Table No.20 (UOM – dBA)																																																																																																																																																																																																																									
Area	Apr’25		May’25		Jun’25		Jul’25		Aug’25		Sep’25																																																																																																																																																																																																														
	Day	Night	Day	Night	Day	Night	Day	Night	Day	Night	Day	Night																																																																																																																																																																																																													
	Time	Time	Time	Time	Time	Time	Time	Time	Time	Time	Time	Time																																																																																																																																																																																																													
	75	70	75	70	75	70	75	70	75	70	75	70																																																																																																																																																																																																													
Main Gate	57.50	51.70	55.20	49.80	57.50	53.20	56.90	52.80	57.50	52.10	56.80	50.60																																																																																																																																																																																																													
Material Gate	57.60	53.00	57.00	50.20	58.90	53.00	57.60	52.40	58.60	53.20	57.30	52.40																																																																																																																																																																																																													
OHC	58.80	51.70	57.60	49.20	61.00	52.20	59.20	54.10	59.40	52.60	58.20	51.40																																																																																																																																																																																																													
Derol	54.80	42.00	52.40	40.00	56.30	43.60	55.20	42.90	54.10	43.20	53.60	41.60																																																																																																																																																																																																													
Vilayat	51.60	43.60	49.60	41.50	53.20	43.50	53.10	43.70	51.40	43.90	50.40	43.20																																																																																																																																																																																																													
Sarnar	53.40	43.00	52.00	42.30	53.40	44.00	52.90	43.80	53.60	44.00	51.90	43.10																																																																																																																																																																																																													
Argama	53.20	43.80	50.10	42.90	52.70	43.90	53.30	44.20	53.00	44.00	52.30	43.30																																																																																																																																																																																																													
Min	51.60	42.00	49.60	40.00	52.70	43.50	52.90	42.90	51.40	43.20	50.40	41.60																																																																																																																																																																																																													
Max	58.80	53.00	57.60	50.20	61.00	53.20	59.20	54.10	59.40	53.20	58.20	52.40																																																																																																																																																																																																													
Avg.	55.27	46.97	53.41	45.13	56.14	47.63	55.46	47.70	55.37	47.57	54.36	46.51																																																																																																																																																																																																													
Note: All results are within prescribed limits. (Refer Table No.20)																																																																																																																																																																																																																									
XI)	<p>The company shall develop rain water harvesting structures to harvest the runoff water for recharge of ground water</p>	<p>Survey has been done for roof top rain water harvesting. Tentative</p>																																																																																																																																																																																																																							

		details of water saving done through implemented scheme are enclosed below:						
Tentative Water Saving through Rain Water Harvesting (Apr-25 to Sep-25)								
Reservoir Area-1		Reservoir Area-2	Non-Process Building Area	Total Area	Rainfall		Rain Water Harvesting	
M2				(MM)	(CM)	(Mtr.)	M3	
86400		43200	26762	156362	821	82.1	0.821	128373.20
xii)	The company shall undertake eco-development measures including community welfare measures in the project area for the overall improvement of the environment.				The company continues to undertake eco-development and community welfare initiatives in the surrounding project area to support overall environmental improvement. The unit carries out various community development activities in nearby villages and implements an annual eco-development plan through its CSR programmes. Updates on these CSR activities are submitted to GPCB each year as part of the Annual Environment Audit Report.			
	The eco development plan should be submitted to SPCB within three months of receipt of this letter for approval.				Eco development measures including community welfare being done under CSR initiatives & expenditure details of CSR activities are in below <b>Table No. 21.</b>			

Table No. 21				
Financial Year	Average Net Profit (in Crore) of the company (As per 135(S) company's Act)	Allocate CSR Amount (2%)	Actual Spent in CSR (Amount in Crore)	% Spent CSR against Net Profit
2015-2016	791.00	15.82	15.05	
2016-2017	790.00	15.80	18.06	
2017-2018	1107.00	22.14	29.84	
2018-2019	1699.00	33.97	47.14	
2019-2020	2421.32	48.43	58.98	
2020-2021	2253.08	45.06	84.66	
2021-2022	1798.71	35.97	42.47	
2022-2023	1497.56	29.95	54.19	
2023-2024	1701.00	34.02	58.30	

2024-2025		1795.12				35.90		88.42					
Total=>		15853.79				317.06		497.11		3.14%			
XIII)	A separate Environment Management Cell equipped with full-fledged laboratory facilities shall be set up to carry out the Environmental Management and monitoring functions. The details of the Cell shall be submitted to MoEF regional officer prior to commissioning of the plant.					A Separate Environment Management Cell already exists with technically qualified personnel who are under the direct control of senior executives for Environment Management and monitoring function. Organogram of environment management cell is Enclosed as <b>Annexure-3</b> . Detail of testing facility & testing equipment available in environmental laboratory is enclosed as <b>Annexure-4</b> .							
XIV)	The project authorities shall earmark separate funds to implement the condition stipulated by MoEF as well as state government along with the implementation schedule for all the conditions stipulated herein. The funds so provided shall not be diverted for any other purpose.					As mentioned in Environment Clearance, total project cost was INR 1200 Crores. As committed in the EIA/EMP, unit has allocated capital cost of INR 170.5 Crores and recurring cost INR 15.5 Crores per annum respectively for implementation of environmental pollution control measures as per condition stipulated by the MoEF as well as state Govt.  Funds are utilized in Air pollution control measures, water pollution control measures, Environmental monitoring & management, waste management & green belt development. We hereby declare that the capital & recurring fund is not diverted for other purpose. Details of fund utilized for environmental management is mentioned in <b>Table-22</b> .							
	Table No. 22												
	Fund Utilize for environmental Management are under (Rs. In Crore)												
	Sr. No.	Particular	Capex	Opex FY-17	Opex FY-18	Opex FY-19	Opex FY-20	Opex FY-21	Opex FY-22	Opex FY-23	Opex FY-24	Opex FY-25	Opex FY-26 (Til Sep’25)
	1	Effluent Treatment	79.00	11.50	10.56	11.00	11.00	13.35	14.85	35.60	38.63	30.67	14.56
	2	Air Pollution Control (Including H2S Scrubbing Plant & CAP Plant)	472.00	03.50	04.00	03.30	05.17	14.35	14.23	162.85	150.80	118.38	56.07
	3	Green Belt Development	00.50	00.50	00.55	01.30	0.51	0.13	0.08	1.09	3.83	1.20	0.33
	4	Waste Management	01.50	00.50	00.60	01.60	3.07	2.90	1.78	4.37	2.97	2.98	1.28
Total Amount (In Crore) =>		552.79	16.00	15.71	17.20	19.75	30.73	30.94	203.91	196.23	153.23	72.24	

XV)	The implementation of the project vis-à-vis environmental action plans shall be monitored by the concerned regional office of MoEF/ GPCB/ CPCB.	Acknowledged, Industry submits every six-monthly environment clearance compliance report to MoEFCC, CPCB and GPCB.	
	A six-monthly compliance status report shall be submitted to monitoring agencies and shall be posted on the website of the company.	Six monthly compliance status report is being regularly submitted to monitoring agencies as well as being posted on the website of the company. Last compliance report is submitted on 29.05.2025.	
		Compliance Period	Date of Report Submission
		Oct'24 to Mar'25	29.05.2025
XVI)	The project proponent shall inform the public that the project has been accorded environmental clearance by the Ministry and copies of the clearance letter are available with the SPCB/Committee and may also be seen at website of MoEF <a href="http://envfor.nic.in">http://envfor.nic.in</a> . This shall be advertised within seven days from the date of issue of the clearance letter at least in two local newspapers that are widely circulated in the region of which one shall be in the vernacular language of the locality concerned and a copy of the same shall be forwarded to the concerned regional office of the Ministry.	Advertisement has been released in two local newspapers within 7 days from the date of issue of the clearance letter. Issue of Environment Clearance: 20.12.2007 Release of Advertisement : 24.12.2007 EC Advertisement copies are enclosed below:	
	<b>Name of Paper:</b> - Indian Express <b>Date of Issue:</b> - 28.12.2007 <b>In:</b> - English language	<b>Name of Paper:</b> - Gujarati Loksatta <b>Date of Issue:</b> - 28.12.2007 <b>In:</b> - Gujarati language	
			
XVII)	The project authorities shall inform the Regional Office as well as Ministry, the date of financial closure and final approval of the project by the concerned authorities and the date of the start of the project	Industry has informed BSE & NSE regarding commissioning of project vide letters dated 31.07.2014 & 03.03.2015. We have submitted the same to Regional Office of MoEF & CC, Bhopal. Project / plant activities are as under;	

		(1) EC received on 20 <sup>th</sup> Dec-07, (2) Civil & another const. work started in Jun-2011. (3) 1 <sup>st</sup> line commissioned in Mar-2014. (4) All 4 lines commissioned by Jan-2015.
10.	The Ministry may revoke or suspend the clearance, if implementation of any of the above conditions is not satisfactory	Acknowledged
11.	The Ministry reserves the rights to stipulate additional conditions, if found necessary. The company in a time bound manner will implement these conditions.	Acknowledged
12.	The above conditions will be enforced, inter-alia under the provision of the Water (Prevention & control of pollution) Act-1977, the Air (Prevention & control of pollution) Act-1981, the Environment (Protection) Act- 1986, Hazardous waste (Management & Handling) Rules-2003 and the Public Liability Insurance Act-1991 along with their amendments and rules.	Noted, Industry is complying all the applicable provisions of the Water (Prevention & control of pollution) Act-1977, the Air (Prevention & control of pollution) Act-1981, the Environment (Protection) Act- 1986, Hazardous and Other Wastes (Management and Transboundary Movement) Rules, 2016 and the Public Liability Insurance Act-1991.

Note: Copy of the Monthly Environmental Monitoring reports by NABL accredited laboratory for Effluent and Emission for the last month of the compliance period i.e. Sep-25 is enclosed as Annexure-6 for reference.



## Compliance status on Environmental Clearance

MOEF Ref. Letter No.: J-11011/321/2016-IA II(I)Pt, Dated 15.01.2018



# Compliance Status Report for “Environmental Clearance” Accorded by the MoEF

## For

### Grasim Cellulosic Division (GCD), Vilayat

#### Compliance status on Environmental Clearance

MOEF Ref. Letter No.: J-11011/321/2016-IA II(I)Pt, Dated 15.01.2018

#### General Profile: -

Sr. No.	Stipulation					Compliance Status																				
1.	This has reference to your proposal no. IA / GJ / IND2 /58913 /2016, dated 23 <sup>rd</sup> January, 2017, submitting the EIA/EMP report on the above subject matter.					Acknowledged																				
2.	The Ministry of Environment, Forest and Climate Change has examined the proposal for environmental clearance to the project for expansion of Viscose Staple Fibre from 1,27,750 TPA to 2,55,500 TPA, Captive Power Plant from 25 MW to 55 MW and setting up Solvent Spun Cellulosic Fibre unit of 36,500 TPA by M/s Grasim Industries Ltd (Grasim Cellulosic Division) at Plot No. 1, GIDC Industrial Area Vilayat, Tehsil Vagra, District Bharuch (Gujarat)					Industry is setup at Plot No.1, GIDC Industrial Area, Vilayat, Taluka Vagra, District Bharuch (Gujarat).  Latitude: 21 deg 46’8” and 21 deg 47’11” North Longitude: 72 deg 53’18”and 72 deg 54’49” East																				
3.	<div>The Existing &amp; proposed products and capacities are as under;</div> <table><tr><th>S No.</th><th>Products/Units</th><th>Existing Capacity (as per EC dated 20.12.2007)</th><th>Additional Capacity</th><th>Capacity after Expansion</th></tr><tr><td>1</td><td>Viscose Staple Fibre</td><td>127750 TPA</td><td>127750 TPA (Debottlenecking 36500; New Machine 91250)</td><td>255500 TPA</td></tr><tr><td>2</td><td>Solvent Spun Cellulosic Fibre</td><td>--</td><td>36500 TPA</td><td>36500 TPA</td></tr><tr><td>3</td><td>Sulphuric Acid*</td><td>102200 TPA</td><td>80300 TPA</td><td>182500 TPA</td></tr></table>					S No.	Products/Units	Existing Capacity (as per EC dated 20.12.2007)	Additional Capacity	Capacity after Expansion	1	Viscose Staple Fibre	127750 TPA	127750 TPA (Debottlenecking 36500; New Machine 91250)	255500 TPA	2	Solvent Spun Cellulosic Fibre	--	36500 TPA	36500 TPA	3	Sulphuric Acid*	102200 TPA	80300 TPA	182500 TPA	Industry has taken following subsequent environment clearance for expansion in production capacities;  • Environment Clearance No. F. No. J-11011/321/2016-IAII(I) dated 17.10.2019  Summary of total production capacities of all environmental clearances and actual production during the reporting period is mentioned in <b>Table No.1</b>
S No.	Products/Units	Existing Capacity (as per EC dated 20.12.2007)	Additional Capacity	Capacity after Expansion																						
1	Viscose Staple Fibre	127750 TPA	127750 TPA (Debottlenecking 36500; New Machine 91250)	255500 TPA																						
2	Solvent Spun Cellulosic Fibre	--	36500 TPA	36500 TPA																						
3	Sulphuric Acid*	102200 TPA	80300 TPA	182500 TPA																						

	4	Carbon Disulphide*	23725 TPA	10950 TPA	34675 TPA	
	5	Anhydrous Sodium Sulphate (By Product)	83038 TPA	83038 – 127750 TPA	166076 – 210788 TPA	
	6	Captive Power Plant	25 MW	30 MW	55 MW	
	*Not listed in the Schedule to EIA Notification 2006 and subsequent amendments therein					

Table-1						
Products=>	Viscose Staple Fibre	Carbon Di Sulphide	Sulfuric Acid	Sodium Sulphate (Byproduct)	Power Generation	Solvent Spun Cellulosic Fibre (Excel Fibre)
EC Amendment – As per EC No. J-11011/463/2007-IA II (I), Dated 20.12.2007	127750	23725	102200	83038	25 MW	-
EC Amendment – As per EC No. F. No. J-11011/321/2016-IA-II(I) Pt Dated – 15.01.2018	255500	34675	182500	166076 to 210788	55 MW	-
EC Amendment – EC No. F. No. J-11011/321/2016-IAII(I) EC issued on 17 <sup>th</sup> October 2019 (Total Capacity after Expansion)	438000	65700	346750	348576 – 393288	55MW	36500
Total Production (Tons) – Apr-25 to Sep-25	208697	30553	151847	124270	25.64	NIL
Total Production (Tons) – Oct-24 to Mar-25	208264	21502	88609	119257	25.66	NIL
<b>Note:</b> State Environmental Impact Assessment Authority (SEIAA), Gujarat has issued an amendment vide letter no. SEIAA/Guj. /EC/1(d), 4(d) & 5(f) /96/2011, dated 30-May-2011 & Letter No. SEIAA/GUJ/EC/1(d),4(d)&5(f)/98/2012 dt. 22.03.2012 for use of natural gas in place of charcoal in CS2 plant and 25MW powerplant which is installed by Grasim Chemical. As per the EC No. F. No. J-11011/321/2016-IAII(I) issued on 15.01.2018, remaining 30MW powerplant is installed by us. Kindly refer the Power generation details in above table.						

4.	The existing land area is 222.63 ha and no additional land will be required for the proposed expansion.	Industry has setup proposed expansion on existing land area and no additional land is required.
	Industry will develop greenbelt in an area of 33 % i.e., 73.46 ha. out of 222.63 ha area of the project.	Industry has developed greenbelt, in open space area and around factory complex along the boundary wall. Total 1,06,700 Nos. plants have been planted till Sep'2025. Plantation detail is tabulated in <b>Table No.2.</b>

		<table><tr><th colspan="4">Table No. 02</th></tr><tr><th>Sr. No</th><th>Duration</th><th>Area (Acre.) for Plantation</th><th>Number of Plant</th></tr><tr><td>1</td><td>Existing (Till FY; 2017-18)</td><td>31</td><td>37,500 Plants</td></tr><tr><td>2</td><td>2018-19</td><td>10</td><td>10,000 Plants</td></tr><tr><td>3</td><td>2019-20</td><td>10</td><td>10,000 Plants</td></tr><tr><td>4</td><td>2020-21</td><td>10</td><td>10,000 Plants</td></tr><tr><td>5</td><td>2021-22</td><td>10</td><td>10,000 Plants</td></tr><tr><td>6</td><td>2022-23</td><td>10</td><td>10,000 Plants</td></tr><tr><td>7</td><td>2023-24</td><td>5</td><td>5,000 Plants</td></tr><tr><td>8</td><td>2024-25</td><td>5</td><td>5,000 Plants</td></tr><tr><td>9</td><td>2025-26 (Till Sep'25)</td><td>2</td><td>2,000 Plants</td></tr><tr><td colspan="2">Total=&gt;</td><td>93</td><td>1,06,700 Plants</td></tr></table> <p>Details of existing plant species and proposed plant species is enclosed as <b>Annexure-2</b>. Plant species are selected as per the directives of CPCB &amp; DFO. Photograph of the existing green belts is attached in above EC Compliance report of EC Dated 17.10.2019.</p>	Table No. 02				Sr. No	Duration	Area (Acre.) for Plantation	Number of Plant	1	Existing (Till FY; 2017-18)	31	37,500 Plants	2	2018-19	10	10,000 Plants	3	2019-20	10	10,000 Plants	4	2020-21	10	10,000 Plants	5	2021-22	10	10,000 Plants	6	2022-23	10	10,000 Plants	7	2023-24	5	5,000 Plants	8	2024-25	5	5,000 Plants	9	2025-26 (Till Sep'25)	2	2,000 Plants	Total=>		93	1,06,700 Plants
Table No. 02																																																		
Sr. No	Duration	Area (Acre.) for Plantation	Number of Plant																																															
1	Existing (Till FY; 2017-18)	31	37,500 Plants																																															
2	2018-19	10	10,000 Plants																																															
3	2019-20	10	10,000 Plants																																															
4	2020-21	10	10,000 Plants																																															
5	2021-22	10	10,000 Plants																																															
6	2022-23	10	10,000 Plants																																															
7	2023-24	5	5,000 Plants																																															
8	2024-25	5	5,000 Plants																																															
9	2025-26 (Till Sep'25)	2	2,000 Plants																																															
Total=>		93	1,06,700 Plants																																															
	<p>The estimated project cost is Rs.2560 Crores.</p>	<p>We have spent Rs. 10 crores for debottlenecking of existing plant.</p> <p>Industry has taken following subsequent environment clearance for expansion in production capacities;</p> <ul style="list-style-type: none"><li>• Environment Clearance No. F. No. J-11011/321/2016-IAII(I) dated 17.10.2019.</li></ul> <p>Project cost after amendment in EC for expansion and installation of new higher capacity lines is Rs. 3500 Cr.</p>																																																
	<p>Employment will be provided to 1300 persons as direct &amp; 1200</p>	<p>Noted and complied the condition</p>																																																

	persons indirectly after expansion.					
	Industry proposes to allocate Rs. 64.04 Crores towards enterprise social commitment	Industry has taken following subsequent environment clearance for expansion in production capacities; • Environment Clearance No. F. No. J-11011/321/2016-IAII(I) dated 17.10.2019. Industry has invested Rs. 10 Crores as a part of De-bottlenecking activity out of investment. Accordingly, industry has made action plan to spend Rs. 25 Lakhs in FY 20. RO drinking water facility is provided in the three nearby villages namely Sarnar, Saladra, Derol & spent 18.83 lacs as per the ESC plan. Remaining amount is invested for the betterment of Environment as per the OM issued by MOEF Impact assessment Division– F. No, 22-65/2017-IA.III, dated 30 <sup>th</sup> September 2020. We have invested Rs. 173.67 Crore for the installation Best available technologies i.e. CAP plant for CS2 Recovery and the H2S recovery plant as a part of our ESC investment. This has brought down emission levels far below the statutory norms.				
5.	There are no National parks, Wildlife sanctuaries, Biosphere reserves, Tiger/Elephant reserves, Wildlife corridors etc. within 10 km from the project site. Narmada River (estuarine region) is at a distance of 9.0 km in SSW direction from the project site.	Acknowledged, Plant is setup on Plot No.1 GIDC Industrial Estate, Vilayat, Taluka- Vagra, Dist.- Bharuch and there are no National parks, Wildlife sanctuaries, Biosphere reserves, Tiger/Elephant reserves, Wildlife corridors etc. within 10 km from the project site. Narmada River (estuarine region) is at a distance of 9.0 km in SSW direction from the project site.				
6.	The total fresh water requirement is 35,000 m3/day, which will be met from Gujarat Industrial Development Cooperation (GIDC) water supply.	GIDC offer cum allotment letter details are mentioned in <b>Table No. 03</b> . <table><tr><th colspan="2">Table No. 03</th></tr><tr><td>1) Letter No.</td><td>GIDC/POJ/MKT/GRASI M/575, Dated 06<sup>th</sup> December-2006</td></tr></table>	Table No. 03		1) Letter No.	GIDC/POJ/MKT/GRASI M/575, Dated 06 <sup>th</sup> December-2006
Table No. 03						
1) Letter No.	GIDC/POJ/MKT/GRASI M/575, Dated 06 <sup>th</sup> December-2006					

		Agreement for Water Supply	15.60 MLD
		Effluent Discharge	12.48 MLD
		<b>2) Letter No.</b>	<b>GIDC/SE/CG//BRH/1236 Dated 29<sup>th</sup> December-2016</b>
		Agreement for Water Supply	25.00 MLD
		Effluent Discharge	19.40 MLD
		<b>3) Letter No.</b>	<b>GIDC/BRH/WS/494 Dated 3rd.July,2019</b>
		Agreement for Water Supply	35.00 MLD
		Effluent Discharge	23.00 MLD
		Agreement of water supply is made with GIDC on 06.12.2006, 29.12.2016 and 03.07.2019.	
	Effluent generated from the project will be treated in the existing effluent treatment plant, and the treated effluent will be discharged into Bay of Kambhat through GIDC pipeline.	The Effluent generated from plant is treated in the existing effluent treatment plant, and the treated effluent is discharged into Bay of Kambhat through GIDC pipeline. Treated effluent quality for the period of Apr-25 to Sep-25 is summarized as under <b>Table no. 04.</b>	

**Table No.04**

**Third Party Lab Details: -**

**Agency:** - Unistar Environment & Research lab Pvt. Ltd, **Address:** -GIDC, Char Rasta, Vapi

**NABL:** - NABL Certificate Number TC-15345

Month	FINAL TREATED EFFLUENT																												
	pH	Temp.	TSS	Oil & Grease	Phenolic Comp	Cyanide	Fluoride	Sulphide	Amm. Nas N	Total Kzeld Nit. (TKN)	Nitrate Nitrogen	Total Res Cl2	Arsenic	Trivalent Chromium	Hexavalent Chrom	Cu	Pb	Hg	Ni	Zn	Cd	BOD	COD	Selenium	Vanadium	Mn	Iron	Bio Assay- 96 Hrs. fish	Toxicity Test - 96 Hrs. fish
Unit	-	deg C	mg/lit	mg/lit	mg/lit	mg/lit	mg/lit	mg/lit	mg/lit	mg/lit	mg/lit	mg/lit	mg/lit	mg/lit	mg/lit	mg/lit	mg/lit	mg/lit	mg/lit	mg/lit	mg/lit	mg/lit	mg/lit	mg/lit	mg/lit	mg/lit	mg/lit	mg/lit	mg/lit
Limit	06-09		100	10	5	0.2	15	5	50	50	50	1	0.2	2	0.1	3	0.1	0.01	3	15	0.05	100	250	0.05	0.2	2	3	90%	90%
Apr'25	7.10	31.50	16.00	BDL	BDL	BDL	1.05	BDL	BDL	2.80	0.80	BDL	BDL	BDL	BDL	0.09	BDL	BDL	0.12	0.14	BDL	54.00	182.00	BDL	BDL	BDL	BDL	Complied	Complied
May'25	7.34	31.00	64.00	BDL	BDL	BDL	2.16	BDL	BDL	3.50	1.70	BDL	BDL	BDL	BDL	0.06	BDL	BDL	0.08	0.13	BDL	60.00	179.60	BDL	BDL	BDL	1.57	Complied	Complied
Jun'25	7.79	30.00	24.00	BDL	BDL	BDL	3.50	BDL	BDL	4.10	1.10	BDL	BDL	BDL	BDL	0.08	BDL	BDL	0.10	0.14	BDL	64.00	218.50	BDL	BDL	BDL	1.36	Complied	Complied
Jul'25	7.35	30.00	46.00	BDL	BDL	BDL	2.04	2.70	BDL	BDL	2.60	BDL	BDL	BDL	BDL	0.06	BDL	BDL	0.08	0.13	BDL	70.00	234.90	BDL	BDL	BDL	0.80	Complied	Complied
Aug'25	7.52	30.00	65.00	BDL	BDL	BDL	1.54	2.90	BDL	BDL	3.30	BDL	BDL	BDL	BDL	0.07	BDL	BDL	0.08	0.13	BDL	76.00	219.80	BDL	BDL	BDL	1.10	Complied	Complied
Sep'25	7.83	30.00	40.00	BDL	BDL	BDL	1.11	2.10	2.20	5.30	3.90	BDL	BDL	BDL	BDL	0.08	BDL	BDL	0.08	0.12	BDL	80.00	239.70	BDL	BDL	BDL	0.70	Complied	Complied
Min	7.10	30.00	16.00	BDL	BDL	BDL	1.05	BDL	BDL	2.80	0.80	BDL	BDL	BDL	BDL	0.06	BDL	BDL	0.08	0.12	BDL	54.00	179.60	BDL	BDL	BDL	BDL	Complied	Complied
Max	7.83	31.50	65.00	BDL	BDL	BDL	3.50	2.90	2.20	5.30	3.90	BDL	BDL	BDL	BDL	0.09	BDL	BDL	0.12	0.14	BDL	80.00	239.70	BDL	BDL	BDL	1.57	Complied	Complied
Avg.	7.49	30.42	42.50	BDL	BDL	BDL	1.90	2.57	2.20	3.93	2.23	BDL	BDL	BDL	BDL	0.07	BDL	BDL	0.09	0.13	BDL	67.33	212.42	BDL	BDL	BDL	1.11	Complied	Complied

Total power requirement of 55 MW will be met from the captive power plant. Three 175 TPH coal/pet coke fired boilers will be installed for the proposed CPP.

Multi cyclone separator/ bag filter with a stack of height of 125 m will be installed to control the particulate emissions within prescribed norms.

A 25 MW captive power plant has been installed by the Grasim Chemical Division, Vilayat in accordance with the amendments issued by the State Environmental Impact Assessment Authority (SEIAA), Gujarat, vide letter no. SEIAA/GUJ/EC/1(d), 4(d) & 5(f)/96/2011 dated 30.05.2011 and letter no. SEIAA/GUJ/EC/1(d), 4(d) & 5(f)/98/2012 dated 22.03.2012. The industry has also installed an additional 30 MW captive power plant equipped with a 175 TPH coal-fired boiler.

Industry has installed ESP instead of the Multi Cyclone Separator/bag filter with a stack height of 125m to control



		the particulate emission within prescribe norms.
	Existing unit has 2 DG sets of 1250 KVA capacity, that are used as standby during power failure. Stack height of 30 m has been provided as per CPCB norms for the existing DG sets	The existing DG sets are operated only as standby units during power outages. A stack height of <b>30 metres</b> has been provided in line with CPCB norms.
7.	All Manmade Fibres Manufacturing (Rayon) projects are listed at 5(d) of Schedule to the Environment Impact Assessment (EIA) Notification, 2006, under Category 'A' and requires appraisal at central level by Expert Appraisal Committee (EAC) in the Ministry	Acknowledged
8.	The terms of references (ToR) was granted on 2nd February, 2017 with the exemption from public consultation in terms of para 7 (i), Point III, Stage (3)(i)(b) of EIA Notification, 2006	Acknowledged
9.	The proposal for environmental clearance (EC) was placed before the EAC (Industry-2) in its 25 <sup>th</sup> meeting held during 5-7 July, 2017 in the Ministry. The project proponent and their consultant M/s J. M. EnviroNet Pvt Ltd, presented the EIA/EMP report as per the ToR. The EAC, found the EIA/EMP report satisfactory and in consonance with the ToR, and recommended the proposal for environmental clearance with certain conditions.	Acknowledged
10.	Based on the proposal submitted by the project proponent and recommendations of the EAC (Industry-2), the Ministry of Environment, Forest and Climate Change hereby accords environmental clearance to the project ' <b>Expansion of Viscose Staple Fibre from 1,27,750 TPA to 2,55,500 TPA, Captive Power Plant from 25 MW to 55 MW and setting up Solvent Spun Cellulosic Fibre unit of 36,500 TPA</b> ' by M/s Grasim Industries Ltd (Grasim Cellulosic Division) at Plot No. 1, GIDC Industrial Area Vilayat, Tehsil Vagra, District Bharuch (Gujarat), under the provisions of EIA Notification, 2006 and the amendments made therein, subject to the compliance of terms and conditions, as under:-	Acknowledged

## 10. Terms & Conditions

i)	The environmental clearance issued by SEIAA vide letter dated 30 <sup>th</sup> May, 2011 for the project 'Chlor-alkali unit with value added products (as a backward integration of VSF plant)' at the same premises, should be rectified to reflect M/s Grasim Industries Ltd (Grasim Chemical Division) as the project proponent in place of M/s	The Amendment in Name change has been done by SEIAA by Letter No. SEIAA/GUJ/EC/1(d),4(d)&5(f)/678/2019 dated 04 <sup>th</sup> May 2019; Now name of industry shall be read as M/s. Grasim Industries Limited (Chemical Division) instead of M/s. Grasim Cellulosic (A Unit of Grasim Industries Limited) in environmental clearance issued by
----	--	---

	Grasim Cellulosic (A Unit of Grasim Industries Ltd).	SEIAA vide letter dated 30th May, 2011.
ii)	The Monitoring report on compliance status of the conditions stipulated by SEIAA in the environmental clearance dated 30 <sup>th</sup> May, 2011, shall be submitted to the Ministry through the Regional Office, for further review of the project, if so required.	The monitoring report on compliance status of the conditions stipulated by SEIAA in the environmental clearance dated 30th May 2011 has been submitted to Regional office MoEF&CC, Bhopal vide our letter dated 20.10.2016. Regional office of MoEFCC has forwarded monitoring report to MOEFCC, Delhi vide their letter No. 18-A-80/2011 (SEAC)/ 1336 dated 30.11.2017.
iii)	Effluent shall be treated properly before discharging to Bay of Kambhat through GIDC pipeline.	<p>A full-fledged Effluent Treatment Plant is installed having Primary and Secondary treatment facility based on extended aeration activated sludge process. Effluent Treatment Plant has of following major equipment.</p> <ol style="list-style-type: none"> <li>1. Grit Chamber – 2 Nos</li> <li>2. Primary Clarifier – 2 Nos</li> <li>3. Biological Reactor - 7 aeration Lagoons</li> <li>4. Secondary Clarifier - 2 Nos</li> <li>5. Treated Effluent RO – 14 MLD Capacity</li> </ol> <p>The effluent is treated in effluent treatment plant &amp; the quality of effluent is verified before its discharge to Bay of Kambhat through GIDC pipeline.</p> <p>Treated effluent quality for the period of Apr-25 to Sep-25 is summarized in <b>Table no. 04</b>.</p>
iv)	At least, 50 % of the fuel requirement shall be met from natural gas and the rest 50 % may be met from briquette/coal (with Sulphur content less than 0.5%).	This Condition has amended for use of 100% coal with ETP bio mass vide letter no. F No. J -11011/321/2016-IA-II(I) dated 16 <sup>th</sup> August 2018.
v)	Proposed effluent generation (27160 KLD) shall be reused after treating/processing through RO, etc. and fresh water requirement shall accordingly be restricted to 22,000 KLD	The Condition is amended for 28,000 KLD water after reusing/recycling of 7,350 KLD through RO plant vide letter no. F No. J -11011/321/2016-IA-II(I) dated 16 <sup>th</sup> August 2018.
vi)	Smart energy conservation equipment's (like LED/solar light) shall be installed in the factory and premises.	LED based lighting are preferred and installed in the newly commissioned plant.
vii)	As assured, 5 MW power (of the total power requirement) shall be generated from solar power/renewable energy sources.	The unit is procuring 5 MW renewable power from Renew Surya Uday Pvt. Ltd.



viii)	Green belt of 10 m width shall be developed along the periphery of the plant with three layers of trees. At least 33 % of the area shall be developed as green area with trees	The industry has developed a greenbelt in the open areas and along the boundary of the factory premises. A total of 1,06,700 plants have been planted up to September 2025. The plantation details are provided in <b>Table No. 2</b> . Information on the existing and proposed plant species is enclosed as <b>Annexure-2</b> . All species have been selected in line with the guidelines of CPCB and the Divisional Forest Officer (DFO). Photographs of the existing greenbelt are included in the EC Compliance Report submitted for the EC dated <b>17.10.2019</b> .
ix)	The proponent shall plant and maintain at least 1 lakh native trees for five year in the nearby villages.	We continue to implement large-scale plantation activities in the nearby villages as committed. Native species are planted using both conventional and Miyawaki techniques, and the saplings are being maintained with proper care and protection.
		
x)	Enterprises social commitment (ESC) plan shall be implemented with at least 2.5 % of the project cost. As proposed, Hospital (with modern facilities) may be constructed/ maintained, and also construct and maintain modern RO drinking water facility in the five nearby village.	<p>Industry has taken following subsequent environment clearance for expansion in production capacities;</p> <ul style="list-style-type: none"> <li>• Environment Clearance No. F. No. J-11011/321/2016-IAII(I) dated 17.10.2019.</li> </ul> <p>Industry has invested Rs. 10 Crores as a part of De-bottlenecking activity out of investment. Accordingly, industry has made action plan to spend Rs. 25 Lakhs in FY 20. RO drinking water facility provided in the three nearby villages namely Sarnar, Saladra, Derol &amp; spent 18.83 lacs as per the ESC plan.</p> <p>Industry has additionally invested Rs. 173.67 Crore for the installation Best available technologies i.e. CAP plant for CS2 Recovery and the H2S recovery plant which is the part of our ESC</p>

		investment. This has brought down emission levels far below the norms.
<b>10.1 General Conditions:</b> -The grant of environmental clearance is subject to compliance of other general conditions as under;		
i.	The project authorities must strictly adhere to the stipulations made by the Central Pollution Control Board, State Pollution Control Board, State Government and any other statutory authority.	Industry strictly adhere to the stipulations made by the Central Pollution Control Board, State Pollution Control Board, State Government and any other statutory authority. Industry regularly submits the Six-Monthly Compliance report CPCB and GPCB along with MoEF&CC.
ii.	No further expansion or modifications in the plant shall be carried out without prior approval of the Ministry of Environment, Forest and Climate Change. In case of deviations or alterations in the project proposal from those submitted to this Ministry for clearance, a fresh reference shall be made to the Ministry to assess the adequacy of conditions imposed and to add additional environmental protection measures required, if any	No expansion or modification is done in industry without prior permission of Ministry. Expansion is done with following prior permission / clearance. • Environment Clearance No. F. No. J-11011/321/2016-IAII(I) dated 17.10.2019
iii.	The locations of ambient air quality monitoring stations shall be decided in consultation with the State Pollution Control Board (SPCB) and it shall be ensured that at least one station each is installed in the upwind and downwind direction as well as where maximum ground level concentrations are anticipated	Four ambient air quality (AAQ) monitoring stations have been installed in consultation with GPCB in the nearby villages of Dayadra, Derol, Vilayat and Sarnar, within a radius of about 2–3 km. Ambient Air Quality is also being monitored within the plant premises. Monthly monitoring is carried out through an NABL-accredited laboratory. The ambient air quality results for the period from Apr'25 to Sep'25 are presented in <b>Table No. 05</b> .
<b>Agency:</b> - Unistar Environment & Research Lab Pvt. Ltd		
<b>Table No. 05</b>		

Month	SARNAR						DEROL						DAYADRA						VILAYAT					
	SPM PM10	SPM PM2.5	SO2	NO2	H2S	CS2	SPM PM10	SPM PM2.5	SO2	NO2	H2S	CS2	SPM PM10	SPM PM2.5	SO2	NO2	H2S	CS2	SPM PM10	SPM PM2.5	SO2	NO2	H2S	CS2
	µg/m3						µg/m3						µg/m3						µg/m3					
Norm	100	60	80	80	150	100	100	60	80	80	150	100	100	60	80	80	150	100	100	60	80	80	150	100
Apr'25	51.2	19.3	18.1	21.5	BDL	BDL	54.1	20.2	19.2	23.4	BDL	BDL	50.4	20.3	23.3	25.5	BDL	BDL	53.9	23.1	21.2	24.0	BDL	BDL
May'25	57.5	21.3	21.4	24.1	BDL	BDL	53.6	23.2	17.3	18.4	BDL	BDL	56.2	20.5	17.0	21.3	BDL	BDL	58.4	21.6	24.2	25.9	BDL	BDL
Jun'25	55.2	23.4	17.1	20.9	BDL	BDL	50.7	19.4	23.6	26.2	BDL	BDL	53.4	23.1	15.7	18.7	BDL	BDL	56.3	23.6	18.7	21.1	BDL	BDL
Jul'25	54.1	20.2	18.1	22.4	BDL	BDL	57.2	21.4	17.1	20.1	BDL	BDL	56.2	20.9	19.0	22.3	BDL	BDL	53.1	20.3	22.3	24.5	BDL	BDL
Aug'25	51.6	19.3	15.6	16.8	BDL	BDL	53.1	19.3	18.6	21.5	BDL	BDL	54.4	20.7	17.3	19.8	BDL	BDL	48.4	18.5	16.6	19.6	BDL	BDL
Sep'25	52.6	20.3	18.2	21.6	BDL	BDL	58.4	22.4	16.3	18.3	BDL	BDL	56.4	20.2	19.2	21.1	BDL	BDL	58.3	18.4	18.1	21.4	BDL	BDL

Min	51.2	19.3	15.6	16.8	BDL	BDL	50.7	19.3	16.3	18.3	BDL	BDL	50.4	20.2	15.7	18.7	BDL	BDL	48.4	18.4	16.6	19.6	BDL	BDL
Max	57.5	23.4	21.4	24.1	BDL	BDL	58.4	23.2	23.6	26.2	BDL	BDL	56.4	23.1	23.3	25.5	BDL	BDL	58.4	23.6	24.2	25.9	BDL	BDL
Average	53.7	20.6	18.1	21.2	BDL	BDL	54.5	21.0	18.7	21.3	BDL	BDL	54.5	21.0	18.6	21.5	BDL	BDL	54.7	20.9	20.2	22.8	BDL	BDL

**Note:** All results are in µg/m<sup>3</sup> and till date, the emission level has never exceeded prescribed limits. **(Refer Table No.05)**

iv.	The National Ambient Air Quality Emission Standards issued by the Ministry vide G.S.R. No. 826(E) dated 16th November, 2009 shall be followed	The National Ambient Air Quality Emission Standards issued by the Ministry vide G.S.R. No. 826(E) dated 16 <sup>th</sup> November, 2009 is compiled by Industry.
v.	The overall noise levels in and around the plant area shall be kept well within the standards by providing noise control measures including acoustic hoods, silencers, enclosures etc. on all sources of noise generation. The ambient noise levels shall conform to the standards prescribed under Environment (Protection) Act, 1986 Rules, 1989 viz. 75 dBA (day time) and 70 dBA (night time).	Industry has provided relevant noise control measures such as acoustic hoods, silencers, acoustic enclosures at all noise sources. Ambient noise inside the plant and around the plant in nearby villages conforms to the Environment (Protection) Act, 1986 Rules, 1989.

**The Noise level (dB) at workroom for last 6 months is tabulated as under Table No. 06**

**Sound Level Meter: - SL 4023 SD**

**Reference Standard: - Sound Level Calibrator, Sr. No. 3421624, Calibration Valid Up to: 01.02.2026**

Table No.06 (UOM – dBA)												
Area	Apr'25		May'25		Jun'25		Jul'25		Aug'25		Sep'25	
	Day	Night	Day	Night	Day	Night	Day	Night	Day	Night	Day	Night
	Time	Time	Time	Time	Time	Time	Time	Time	Time	Time	Time	Time
	75	70	75	70	75	70	75	70	75	70	75	70
Main Gate	57.50	51.70	55.20	49.80	57.50	53.20	57.50	51.70	55.20	49.80	57.50	53.20
Material Gate	57.60	53.00	57.00	50.20	58.90	53.00	57.60	53.00	57.00	50.20	58.90	53.00
OHC	58.80	51.70	57.60	49.20	61.00	52.20	58.80	51.70	57.60	49.20	61.00	52.20
Derol	54.80	42.00	52.40	40.00	56.30	43.60	54.80	42.00	52.40	40.00	56.30	43.60
Vilayat	51.60	43.60	49.60	41.50	53.20	43.50	51.60	43.60	49.60	41.50	53.20	43.50
Sarnar	53.40	43.00	52.00	42.30	53.40	44.00	53.40	43.00	52.00	42.30	53.40	44.00
Argama	53.20	43.80	50.10	42.90	52.70	43.90	53.20	43.80	50.10	42.90	52.70	43.90
Min	51.60	42.00	49.60	40.00	52.70	43.50	51.60	42.00	49.60	40.00	52.70	43.50
Max	58.80	53.00	57.60	50.20	61.00	53.20	58.80	53.00	57.60	50.20	61.00	53.20
Avg.	55.27	46.97	53.41	45.13	56.14	47.63	55.27	46.97	53.41	45.13	56.14	47.63

**Note:** All results are within prescribed limits. **(Refer Table No.06)**

vi.	The Company shall harvest rainwater from the roof tops of the buildings and storm water drains to recharge the ground water and use the same water for the process activities of the project to conserve fresh water	Survey has been done for roof top rain water harvesting. Following are the tentative details of water saving done through implemented scheme.
-----	--	---

Tentative Water Saving through Rain Water Harvesting (Apr-25 to Sep-25)								
Reservoir Area-1	Reservoir Area-2	Non-Process Building Area	Total Area	Rainfall			Rainwater Harvesting	
M2				(MM)	(CM)	(Mtr.)	M3	
86400	43200	26762	156362	821	82.1	0.821	128373.20	
vii.	Training shall be imparted to all employees on safety and health aspects of chemicals handling.			Regular training is provided to all employees on the safe handling of chemicals, with records maintained accordingly.				
	Pre-employment and routine periodical medical examinations for all employees shall be undertaken on regular basis.			An Occupational Health Center (OHC) has been established. Pre-employment medical checkups are conducted for all new employees, and routine periodic medical examinations are carried out at regular intervals. All health records are maintained at the OHC in accordance with the requirements of the Factories Act.				
	Training to all employees on handling of chemicals shall be imparted.			Trainings are imparted to all employees on safety and health aspects of chemicals handling.				
viii.	The company shall also comply with all the environmental protection measures and safeguards proposed in the documents submitted to the Ministry. All the recommendations made in the EIA/EMP in respect of environmental management, and risk mitigation measures relating to the project shall be implemented.			All conditions as prescribed in EC, NOC and CC&A is maintained and monitored regularly. Detailed status of EIA/EMP is attached as <b>Annexure-5</b>				
ix.	The company shall undertake all relevant measures for improving the socio-economic conditions of the surrounding area. CSR activities shall be undertaken by involving local villages and administration.			The company continues to implement community development initiatives in the surrounding villages as part of its commitment to improving local socio-economic conditions. An annual eco-development plan is executed through CSR activities, and updates on these initiatives are submitted to GPCB each year as part of the Annual Environment Audit Report.				
x.	The company shall undertake eco-developmental measures including community welfare measures in the project area for the overall improvement of the environment.			Eco developmental measures including community welfare are being done under CSR initiatives as attached in & its expenditure details are in below <b>Table No.07</b> .				
	Table No. 07							
	Financial Year	Average Net Profit (in Crore) of the company		Allocate CSR Amount (2%)	Actual Spent in CSR (Amount in Crore)	% Spent CSR against Net Profit		



		(As per 135(S) company's Act)				
	2015-2016	791.00	15.82	15.05		
	2016-2017	790.00	15.80	18.06		
	2017-2018	1107.00	22.14	29.84		
	2018-2019	1699.00	33.97	47.14		
	2019-2020	2421.32	48.43	58.98		
	2020-2021	2253.08	45.06	84.66		
	2021-2022	1798.71	35.97	42.47		
	2022-2023	1497.56	29.95	54.19		
	2023-2024	1701.00	34.02	58.30		
	2024-2025	1795.12	35.90	88.42		
	<b>Total=&gt;</b>	<b>15853.79</b>	<b>317.06</b>	<b>497.11</b>	<b>3.14%</b>	

xi.	A separate Environmental Management Cell equipped with full-fledged laboratory facilities shall be set up to carry out the Environmental Management and Monitoring functions.	A Separate Environment Management Cell already exists with technically qualified personnel who are under the direct control of senior executives for Environment Management and monitoring function. Organogram of environment management cell is Enclosed as <b>Annexure-3</b> . Detail of testing facility & testing equipment available in environmental laboratory is enclosed as <b>Annexure-4</b> .
-----	---	---

xi.	The company shall earmark sufficient funds towards capital cost and recurring cost per annum to implement the conditions stipulated by the Ministry of Environment, Forest and Climate Change as well as the State Government along with the implementation schedule for all the conditions stipulated herein. The funds so earmarked for environment management/ pollution control measures shall not be diverted for any other purpose.	Separate fund is enmarked on annual basis for Environmental management Please refer <b>Table No.08</b> for fund Utilization details.
-----	---	---

	<b>Table No. 08</b>												
	<b>Fund Utilize for environmental Management are under (Rs. In Crore)</b>												
	<b>Sr. No.</b>	<b>Particular</b>	<b>Capex</b>	<b>Opex FY-17</b>	<b>Opex FY-18</b>	<b>Opex FY-19</b>	<b>Opex FY-20</b>	<b>Opex FY-21</b>	<b>Opex FY-22</b>	<b>Opex FY-23</b>	<b>Opex FY-24</b>	<b>Opex FY-25</b>	<b>Opex FY-26 (Til Sep'25)</b>



xvi.	<p>The project proponent shall inform the public that the project has been accorded environmental clearance by the Ministry and copies of the clearance letter are available with the SPCB/Committee and may also be seen at Website of the Ministry at <a href="http://moef.nic.in">http://moef.nic.in</a>. This shall be advertised within seven days from the date of issue of the clearance letter, at least in two local newspapers that are widely circulated in the region of which one shall be in the vernacular language of the locality concerned and a copy of the same shall be forwarded to the concerned Regional Office of the Ministry</p>	EC issued on 15.01.2018, and advertisement released on 18.01.2018.
	<p><b>EC Amendment on 15.01.2018 &amp; following are the advertisement details.</b>  <b>Name of Paper:</b> - Times of India  <b>Date of Issue:</b> - 19.01.2018  <b>In:</b> - English language</p>	<p><b>Name of Paper:</b> - Gujarat Samachar  <b>Date of Issue:</b> - 19.01.2018  <b>In:</b> - Gujarati language</p>
		
xvii.	<p>The project authorities shall inform the Regional Office as well as the Ministry, the date of financial closure and final approval of the project by the concerned authorities and the date of start of the</p>	<p>We have started manufacturing of Viscose Staple fibre in Feb-22, Information given to BSE-NSE regarding completion and commissioning of the plant. Project / plant activities are as</p>

	project.	under. (1) Amended EC received on 17th Oct 2019, (2) Civil & Civil & another const. work started in Feb-2020. (3) Line commissioned in Feb-2022.
11.	The Ministry may revoke or suspend the clearance, at subsequent stages, if implementation of any of the above conditions is not satisfactory.	Acknowledged
12.	The Ministry reserves the right to stipulate additional conditions, if found necessary. The company in a time bound manner will implement these conditions.	Acknowledged
13.	The above conditions will be enforced, <i>inter alia</i> under the provisions of the Water (Prevention & Control of Pollution) Act, 1974, Air (Prevention & Control of Water Pollution) Act, 1981, the Environment (Protection) Act, 1986, Hazardous and Other Wastes (Management and Transboundary Movement) Rules, 2016 and the Public Liability Insurance Act, 1991 along with their amendments and rules	Noted, Industry is complying all the applicable provisions of the Water (Prevention & control of pollution) Act-1977, the Air (Prevention & control of pollution) Act-1981, the Environment (Protection) Act- 1986, Hazardous and Other Wastes (Management and Transboundary Movement) Rules, 2016 and the Public Liability Insurance Act-1991.

**Note:** Copy of the Monthly Environmental Monitoring reports by NABL accredited laboratory for Effluent and Emission for the last month of the compliance period i.e., Sep-25 is enclosed as **Annexure-6** for reference.



## Compliance status on Environmental Clearance

MOEF Ref. Letter No.: J-11011/321/2016-IA II (I), Dated 16.08.2018

**Compliance Status Report for “Environmental Clearance” Accorded by the MoEF**  
**For**  
**Grasim Cellulosic Division (GCD), Vilayat**

**Compliance status on Environmental Clearance**

**MOEF Ref. Letter No.: J-11011/321/2016-IA II (I), Dated 16.08.2018**

**General Profile: -**

<b>Sr. No.</b>	<b>Stipulation</b>	<b>Compliance Status</b>
<b>1</b>	This has reference to your proposal No. IA/GJ/IND2/58913/2016 dated 18 <sup>th</sup> May, 2018 for amendment in the environment clearance to the above project.	Acknowledged
<b>2.</b>	The Ministry of Environment, Forest and Climate Change has examined the proposal for environmental clearance granted by the Ministry vide letter dated 15 <sup>th</sup> January, 2018 in the favor of M/s. Grasim Industries Ltd (Grasim Cellulosic Division), to the project for expansion of Viscose Staple Fibre Unit (from 127750 TPA to 255500 TPA), Captive Power Plant (from 25 MW to 55 MW) and setting up Solvent Spun Cellulosic Fibre Unit of 36500 TPA at Plot No. 1, GIDC Industrial Area Vilayat, Tehsil Vagra, District Bharuch (Gujarat). The amendment has been sought for revision/modification in the specific conditions of 10(iv) & (v) stipulated therein regarding fuel requirement & the fresh water intake.	Industry is setup at Plot No.1, GIDC Industrial Area, Vilayat, Taluka Vagra, District Bharuch (Gujarat).  Latitude: 21 deg 46’8” and 21 deg 47’11” North Longitude: 72 deg 53’18”and 72 deg 54’49” East

**Table-1**

<b>Products=&gt;</b>	<b>Viscose Staple Fibre</b>	<b>Carbon Di Sulphide</b>	<b>Sulfuric Acid</b>	<b>Sodium Sulphate (Byproduct)</b>	<b>Power Generation</b>	<b>Solvent Spun Cellulosic Fibre (Excel Fibre)</b>
<b>EC Amendment - As per EC No. J-11011/463/2007-IA II (I), Dated 20.12.2007</b>	<b>127750</b>	<b>23725</b>	<b>102200</b>	<b>83038</b>	<b>25 MW</b>	<b>-</b>
<b>EC Amendment - As per EC No. F. No. J-11011/321/2016-IA-II(I) Pt Dated – 15.01.2018</b>	<b>255500</b>	<b>34675</b>	<b>182500</b>	<b>166076 to 210788</b>	<b>55 MW</b>	<b>-</b>

<b>EC Amendment – As per EC No. F. No. J-11011/321/2016-IA-II(I) Pt Dated – 16.08.2018</b>	<b>255500</b>	<b>34675</b>	<b>182500</b>	<b>166076 to 210788</b>	<b>55 MW</b>	<b>-</b>
<b>EC Amendment - EC No. F. No. J-11011/321/2016-IAII(I) EC issued on 17th October 2019 (Total Capacity after Expansion)</b>	<b>438000</b>	<b>65700</b>	<b>346750</b>	<b>348576 - 393288</b>	<b>55MW</b>	<b>36500</b>
Total Production (Tons) – Apr-25 to Sep-25	208697	30553	151847	124270	25.64	NIL
Total Production (Tons) – Oct-24 to Mar-25	208264	21502	88609	119257	25.66	NIL
<b>Note:</b> State Environmental Impact Assessment Authority (SEIAA), Gujarat has issued an amendment vide letter no. SEIAA/Guj./EC/1(d), 4(d) & 5(f) /96/2011, dated 30-May-2011 & Letter No. SEIAA/GUJ/EC/1(d),4(d)&5(f)/98/2012 dt. 22.03.2012 for use of natural gas in place of charcoal in CS2 plant and 25MW powerplant which is installed by Grasim Chemical. As per the EC No. F. No. J-11011/321/2016-IAII(I) issued on 15.01.2018, remaining 30MW powerplant is installed by us. Kindly refer the Power generation details in above table.						

<b>3.</b>	The proposal was considered by the Expert Appraisal Committee (Industry 2) in the Ministry held on 25-27 June 2018. The Committee after deliberations, has recommended for the proposed amendment in the said environment clearance as under:	
<b>10(iv)</b>	The fuel requirement shall preferably be met through natural gas. However, in case of gas supply constraints and or/not found economic viable, coal having Sulphur content less than 0.5% or the in any case, adequate air pollution measures shall be installed to meet the emission standards prescribed under the Environment (Protection) Rules, 1986.	Due to consistent availability issue & less techno economic viability of natural gas supply, coal having sulphur content less than 0.5% is being used to meet the fuel requirement.
	ETP biomass may be used to meet the fuel requirements for the captive power plant/boilers.	Noted
	In any case, adequate air pollution measures shall be installed to meet the emission standards prescribed under the Environment (Protection) Rules, 1986.	An Electrostatic Precipitator (ESP) along with a 125-metre stack has been installed to comply with the emission standards under the Environment (Protection) Rules, 1986. Emissions are monitored every month through a NABL-accredited laboratory.
<b>10(v)</b>	Treated effluent of 7350 KLD shall be reused/recycled to meet the requirements for different industrial operations and the fresh water demand shall accordingly be restricted to 28,000 KLD	Industry has installed RO plants for recycling of waste water. The average quantity of effluent treated & recycled from Apr-25 to Sep-25 is 20017.34 m3/day,

		please refer <b>Table No.02</b> . Fresh Water consumption for last six months (Apr'25 to Sep'25) restricted to 18141.04 m3/day.	<table><tr><th colspan="2"><b>Table No.02 Waste Water Recycling (m3/day)</b></th></tr><tr><th><b>Month</b></th><th><b>RO Permeate</b></th></tr><tr><td>Apr'25</td><td>19518.10</td></tr><tr><td>May'25</td><td>20176.39</td></tr><tr><td>Jun'25</td><td>20050.03</td></tr><tr><td>July'25</td><td>20024.23</td></tr><tr><td>Aug'25</td><td>19983.74</td></tr><tr><td>Sep'25</td><td>20351.57</td></tr><tr><td><b>Avg.</b></td><td><b>18141.04</b></td></tr></table>	<b>Table No.02 Waste Water Recycling (m3/day)</b>		<b>Month</b>	<b>RO Permeate</b>	Apr'25	19518.10	May'25	20176.39	Jun'25	20050.03	July'25	20024.23	Aug'25	19983.74	Sep'25	20351.57	<b>Avg.</b>	<b>18141.04</b>
<b>Table No.02 Waste Water Recycling (m3/day)</b>																					
<b>Month</b>	<b>RO Permeate</b>																				
Apr'25	19518.10																				
May'25	20176.39																				
Jun'25	20050.03																				
July'25	20024.23																				
Aug'25	19983.74																				
Sep'25	20351.57																				
<b>Avg.</b>	<b>18141.04</b>																				

<b>4</b>	Based on recommendations of the EAC, the Ministry of Environment, Forest and Climate Change hereby accords approval to the proposed amendment in the environment clearance dated 15 <sup>th</sup> January 2018, as stated in para 3 above, to the project for expansion of Viscose Staple Fibre Unit, Captive Power Plant and setting up Solvent Spun Cellulosic Fibre Unit by M/s. Grasim Industries Ltd (Grasim Cellulosic Division) at plot No. 1, GIDC Industrial Area Vilayat, Tehsil Vagra, District Bharuch (Gujarat).	Acknowledged
<b>5</b>	All other terms and conditions stipulated in the environment clearance dated 15 <sup>th</sup> January 2008 shall remain unchanged.	Acknowledged

# Six Monthly Compliance Report of Environmental Clearance For

Environment Clearance - EC No. F. No. J-11011/321/2016-IAII (I); dated 17.10.2019

Environment Clearance - MOEF Ref. Letter No.: J-11011/321/2016-IA II (I), dated 16.08.2018

Environment Clearance - MOEF Ref. Letter No.: J-11011/321/2016-IA II(I)Pt, dated 15.01.2018

Environment Clearance - MOEF Ref. Letter No.: J-11011/463/2007-IA II (I), dated 20.12.2007



## Submitted to: -

1. Ministry of Environment Forest & Climate Change, (WR Office) Bhopal
2. Ministry of Environment Forest & Climate Change, 407, Aaranya Bhavan, Sector-10, Gandhinagar
3. Central Pollution Control Board, Zonal Office (Vadodara)
4. Gujarat Pollution Control Board-Bharuch

## Submitted By: -

**Grasim Industries Limited**

(Unit: - Grasim Cellulosic Division)

Plot No. 1 GIDC Vilayat Industrial Estate,  
PO-Vilayat, Taluka-Vagra, Dist.: - Bharuch-  
392012, Gujarat, India

**Period: 01.04.2025 to 30.09.2025**

**Compliance Status Report for “Environmental Clearance” Accorded by the MoEF  
For  
Grasim Cellulosic Division (GCD), Vilayat**

**List of Annexure**

<b>Sr. No.</b>	<b>Title</b>	<b>Annexure No.</b>
1	Brief Details of the CAP technology	Annexure-1
2	Existing plant species and proposed plant species for greenbelt development	Annexure-2
3	Structure of Environment Management Cell	Annexure-3
4	List of testing facilities available at Environmental Laboratory	Annexure-4
5	Environment Monitoring Program	Annexure-5
6	Environmental Monitoring Reports	Annexure-6

**Compliance Status Report for “Environmental Clearance” Accorded by the MoEF  
For  
Grasim Cellulosic Division (GCD), Vilayat**

**-: Introduction: -**

1. Grasim Industries Limited (GIL), incorporated on 25th Aug., 1947; is a flagship company of the Aditya Birla Group and India's pioneer in manufacturing of Viscose Staple Fibre (VSF) a man-made, biodegradable fibre with characteristics akin to cotton.
2. M/s. Grasim Industries Ltd. has four VSF Plants in India which are located at Nagda (Madhya Pradesh), Harihar (Karnataka), Kharach & Vilayat (Gujarat).
3. Grasim Cellulosic Division, Vilayat is the latest plant in the Pulp & Fibre business, commissioned in Apr-2014 which produces both grey VSF and specialty fibre. This plant is also producing specialty grade fibre.
4. The Company's main production is Viscose Staple Fibre, Sodium Sulphate, Sulphuric Acid, Carbon-Disulphide.
5. All the operation related permits, including Environmental Clearance, Forest Clearance from MOEF&CC and Consents to Establish (CTE) & Consent to Operate (CTO) obtained from Gujarat Pollution Control Board, are in place.
6. Environmental quality monitoring in & around the project site is being carried out by GPCB & NABL approved Laboratory on a regular basis.
7. 04 No. of Ambient Air Quality Monitoring Stations (AAQMS) and Environmental Parameter Display Board at main gate has been established.
8. Continuous Emission Monitoring System is installed in process stacks of Rayon (Fibre) plant, H<sub>2</sub>SO<sub>4</sub> - acid plant, CS<sub>2</sub> Plant for regular monitoring of CS<sub>2</sub>, SO<sub>2</sub> etc.
9. Online TOC, pH & flow meters installed at the outlet of ETP, before discharging treated effluent to GIDC pipeline.
10. Green belt is being developed as per the CPCB guidelines to curb the emission and also to provide an aesthetic look.
11. Point wise compliance status of Environmental Clearance for GCD, Vilayat is furnished herewith.

## **Compliance status on Environmental Clearance**

**MOEF Ref. Letter No.: F. No. J-11011/321/2016-IAII (I); EC issued on 17.10.2019**



# Compliance Status Report for “Environmental Clearance” Accorded by the MoEF

For

Grasim Cellulosic Division (GCD), Vilayat

## Compliance status on Environmental Clearance

EC No. F. No. J-11011/321/2016-IAII (I); EC issued on 17th October 2019

Sr. No.	Stipulation						Compliance Status	
1	This has reference to your Online proposal no. IA/ GJ / IND2 /58913 /2016, dated 23rd February 2019, for environmental clearance to the above subject.						Acknowledged	
2	The Ministry of Environment, Forest and Climate Change has considered the proposal for environmental clearance to the project for expansion of Viscose Staple Fibre from 2,55,500 TPA to 4,38,000TPA, Sulfuric acid (1,82,500 to 3,46,750TPA) and Carbon- Disulphide (34675 to 65,700 TPA) by M/s Grasim Industries Ltd (Grasim Cellulosic Division) in an area of 222.63 ha at Plot No.1, GIDC Industrial Area, Vilayat, Taluka Vagra, District Bharuch (Gujarat).						Industry is setup at Plot No.1, GIDC Industrial Area, Vilayat, Taluka Vagra, District Bharuch (Gujarat).  Latitude: 21 deg 46’8” and 21 deg 47’11” North Longitude: 72 deg 53’18”and 72 deg 54’49” East	
3	The details of existing / proposed products are as under: -							
	Sr. No.	Name of Products (Unit)	Existing Capacity (as per EC dated 20 <sup>th</sup> Dec 2007)	Granted Capacity (as per EC dated 15 <sup>th</sup> Jan 2018)	Project proposed / Additional Capacity	Total Capacity after Expansion	Details of the production during reporting period is as under;  <b>Note:</b> 25MW powerplant which is the part of EC No. J-11011/463/2007-IA II (I), dated 20-12-2007 has been transferred to Grasim Chemical Division.  Balance capacity i.e. 30MW powerplant is installed by Industry Kindly refer the power generation details in above table. *30MW powerplant commissioned in Feb-2022.	
	1	Viscose Staple Fibre (TPA)						
		Existing	127750	127750	No Change	438000		
		De-bottlenecking	-	36500	No Change			
		New Machine	-	91250	182250			
		Total	127750	255500	182250			
	2	Solvent Spun	Nil	36500	Nil	36500		



	Fund Utilize for environmental Management are under (Rs. In Crore)												
	Sr. No.	Particular	Capex	Opex FY-17	Opex FY-18	Opex FY-19	Opex FY-20	Opex FY-21	Opex FY-22	Opex FY-23	Opex FY-24	Opex FY-25	Opex FY-26 (Till Sep'25)
	1	Effluent Treatment	79.00	11.50	10.56	11.00	11.00	13.35	14.85	35.60	38.63	30.67	14.56
	2	Air Pollution Control (Including H2S Scrubbing Plant, CAP Plant & WSA Plant)	472.00	03.50	04.00	03.30	05.17	14.35	14.23	162.85	150.80	118.38	56.07
	3	Green Belt Development	00.50	00.50	00.55	01.30	0.51	0.13	0.08	1.09	3.83	1.20	0.33
	4	Waste Management	01.50	00.50	00.60	01.60	3.07	2.90	1.78	4.37	2.97	2.98	1.28
	Total Amount (In Crore) =>		552.79	16.00	15.71	17.20	19.75	30.73	30.94	203.91	196.23	153.23	72.24
	Total employment will be 1400 persons as regular & 1300 persons on contract after expansion.							Noted and complied the condition.					
5	There are no National parks, Wildlife sanctuaries, Biosphere reserves, Tiger/Elephant reserves, Wildlife corridors etc. within 10 km. Narmada River flows at 9 km in south-south west.							Noted, there are no National parks, Wildlife sanctuaries, Biosphere reserves, Tiger/Elephant reserves, Wildlife corridors etc. within 10 km from the project site. Narmada River (estuarine region) is at a distance of 9.0 km in SSW direction from the project site.					
6	Total water requirement is 52,500 m3/day, including fresh water requirement of 38,500m3/day proposed to be met from Gujarat Industrial Development (GIDC) pipeline.							Fresh water requirement is met through GIDC. Average water consumption for last six months (Apr'25 to Sep'25) is <b>18141.04</b> m³/day, sourced from Narmada River and supplied by GIDC. Water Consumption details are tabulated in <b>Table No.02</b> .			Table No.02		
											Water Consumption (m3/day)		
											Month	Average	
											Apr'25	18155.14	
											May'25	18391.03	
											Jun'25	17557.27	
											Jul'25	17800.84	
											Aug'25	18496.71	
											Sep'25	18445.07	
	Avg.		18141.01										
Following are the GIDC offer cum allotment letter details;													

		1) Letter No.		GIDC/POJ/MKT/GRASIM/575 Dated 06 <sup>th</sup> December-2006	
		Agreement for Water Supply		15.60 MLD	
		Effluent Discharge		12.48 MLD	
		2) Letter No.		GIDC/SE/CG//BRH/1236 Dated 29 <sup>th</sup> December-2016	
		Agreement for Water Supply		25.00 MLD	
		Effluent Discharge		19.40 MLD	
		3) Letter No.		GIDC/BRH/WS/494 Dated 3rd.July,2019	
		Agreement for Water Supply		35.00 MLD	
		Effluent Discharge		23.00 MLD	
Effluent - 40,000 m3/day will be treated in the Effluent Treatment Plant of which around 14,000m3/day of treated effluent will be recycled back to VSF plant and remaining 26000m3/day will be discharge through GIDC common Pipeline into deep Sea after recovery of water from the effluent.		The average quantity of effluent treated & recycled back to VSF Plant from Apr-25 to Sep-25 is <b>20037.63</b> m3/day. Kindly find effluent discharge & waste water recycling data for reporting period in <b>Table No. 03 &amp; Table No. 04</b> respectively.			
		Table No.03 Effluent Discharge (m3/day)		Table No.04 Waste Water Recycling (m3/day)	
		Month	Average	Month	RO Permeate
		Apr'25	13645.95	Apr'25	19518.10
		May'25	14371.95	May'25	20176.39
		Jun'25	13433.35	Jun'25	20050.03
		Jul'25	12904.42	Jul'25	20024.23
		Aug'25	12716.94	Aug'25	19983.74
		Sep'25	12016.67	Sep'25	20351.57
		Avg.	13181.55	Avg.	20017.34
		Power requirement after expansion will be 60 MW which will be met from Captive Power Plant. No DG sets will be required.		At present, 25 MW of power is sourced from the captive plant located in the chemical division. An additional 30 MW captive power plant has been installed by the unit, and 5 MW is sourced from renewable energy.	




<b>7</b>	The project/activity is covered under Category A of item 5(d) 'Manmade fibres manufacturing' of the schedule to the Environment Impact Assessment (EIA) Notification, 2006 under category 'A' and requires appraisal/approval at central level in the Ministry.	Acknowledged
<b>8</b>	Standard Terms of Reference for the project was issued on 24th August, 2018. Public hearing is exempted as the project site is located inside the notified industrial area.	Acknowledged
<b>9</b>	The proposal was considered by the sectorial Expert Appraisal Committee (Industry-2) in the meeting held on 26-28 June 2019, wherein the project proponent and their accredited consultant presented the EIA/EMP report. The committee found the EIA/EMP report complying with the ToR and recommended the project for grant of environmental clearance.	Acknowledged
<b>10</b>	Based on the proposal submitted by the project proponent and recommendations of the EAC (Industry-2), Ministry of Environment, Forest and Climate Change hereby accords environmental clearance to the project for expansion of Viscose Staple Fibre (2,55,500 to 4,38,000TPA), Sulphuric Acid (1,82,500 to 3,46,750TPA) and carbon- Disulphide (34675 to 65,700 TPA) by M/s Grasim Industries Ltd (Grasim Cellulosic Division) at Plot No. 1, GIDC Industrial Area Vilayat, Taluka Vagra, District Bharuch (Gujarat), under the provisions of EIA Notification, 2006, subject to the compliance of terms and conditions, as below: -	Acknowledged
<b>(a)</b>	Necessary permission as mandated under Water (Prevention and Control of Pollution) Act, 1974 and the Air (Prevention and Control of Pollution) Act, 1981, as applicable from time to time, shall be obtained from the state Pollution Control Board.	Industry has obtained Consent to Establish and Consent to Operate from GPCB and renewal of the same will be done time to time under Water (Prevention and Control of Pollution) Act, 1974 and the Air (Prevention and Control of Pollution) Act, 1981

(b)	Treated effluent shall be recycled back to VSF Plant and remaining 26000m <sup>3</sup> /day will be discharged through GIDC common pipeline into deep sea after recovery of water from the effluent.	Industry has installed RO plants for recycling of waste water. The average quantity of treated effluent recycled back to VSF Plant during Apr-25 to Sep-25 is 20017.34 m <sup>3</sup> /day. (Please refer above <b>Table No. 04</b> ). Treated effluent is discharged through GIDC common pipeline into deep sea after recovery of water from the effluent.
(c)	Necessary authorization required under the Hazardous and other Wastes (Management and Trans- Boundary Movement) Rules, 2016, Solid Waste management Rules, 2016 shall be obtained and the provisions contained in the Rules shall be strictly adhered to.	Necessary authorization as per the Hazardous and other Wastes (Management and Trans- Boundary Movement) Rules, 2016 is taken from Gujarat Pollution Control Board, Gandhinagar vide the CCA/CTO, reference No.- GPCB/BRCH/CCA-70(8)B/ID-36507/ dated 30.04.2025 and abiding all the conditions as per given in the CCA.
(d)	To control source and the fugitive emissions, suitable pollution control devices shall be installed to meet the prescribed norms and/or the NAAQS. The gaseous emission shall be dispersed through stack of adequate height as per CPCB/SPCB guidelines.	Industry has 175-meter-tall stack designed as per CPCB/SPCB guidelines for proper dispersion of gasses from manufacturing process. To arrest fugitive emission various controls are provided such as shutters at Spinning Machine, waste water transfer to ETP through pipelines and covered drains, scrubber systems and waste gas recovery plants. i.e. H <sub>2</sub> S Scrubbing Plant and Carbon Adsorption Plant for CS <sub>2</sub> recovery.
(e)	Solvent management, if any, shall be carried out as follows: (i) Reactor shall be connected to the chilled brine condenser system. (ii) Reactor and solvent handling pump shall have mechanical seals to prevent leakages. (iii) The condensers shall have provided with sufficient HTA and residence time so as to achieve more than 98% recovery. (iv) Solvents shall be stored in separate space specified with all safety measures. (v) Proper earthing shall be provided in all the electrical equipment wherever solvent handling is done. Entire plant shall be flame proof. The solvent storage tank shall be provided with breather valve to prevent losses	At present, Industry is not handling any solvent. As and when any solvent will be used in process, we shall abide the prescribed conditions.

(f)	Total fresh water requirement shall not exceed 38,500m <sup>3</sup> /day proposed to be met from Gujarat Industrial Development (GIDC) pipeline. Pipeline Prior permission in this regard shall be obtained from the concerned regulatory authority.	Average fresh water consumption quantity from Apr-25 to Sep-25 is <b>18141.01</b> m <sup>3</sup> /day (Please refer above <b>Table No.02</b> ) Necessary authorization for required quantity of water is taken from Gujarat Industrial Development (GIDC) vide their letter No. GIDC/BRH/WS/494 dated 3rd.July 2019.
(g)	Rain water harvesting structures shall be provided to reduce dependency of fresh surface water for industrial purpose. In any case, no ground water shall be used for the plant.	Rain water harvesting structures are provided in all applicable areas. Industry is not using ground water for the plant.
(h)	The storm water from the premises shall be collected and discharged through a separate conveyance system.	A Separate conveyance system for the discharge of storm water is provided.
(i)	Hazardous chemicals shall be stored in tanks, tank farms, drums, carboys etc. Flame arresters shall be provided on the tank farm, and solvent transfer through pumps.	Hazardous chemicals are stored in tanks, drums, carboys. Earthing has been provided to tanks. Flame arresters made compulsory for vehicles carrying Hazardous chemicals.
(j)	Process organic residues and spent carbon, if any shall be sent to cement industries. ETP sludge, process inorganic & evaporation salt shall be disposed of to the TSDF.	The Industry disposes hazardous waste in accordance with valid CCA issued by GPCB for its utilization and disposal.
(k)	The company shall strictly comply with the rules and guidelines under Manufacture, storage and Import of Hazardous Chemicals (MSIHC) Rules, 1989 as amended time to time. All transportation of Hazardous Chemicals shall be as per Motor Vehicle Act (MVA), 1989.	Industry is strictly complying the rules and guidelines under the Manufacture, storage and Import of Hazardous Chemicals (MSIHC) Rules, 1989 as amended time to time. Industry has ensured compliance of provisions made under the Motor Vehicle Act (MVA), 1989 for hazardous chemical transportation. Industry has obtained license for storage of 60 KL light diesel oil and storage of 10 KL HSD at 2 locations in plant area for DG sets from Deputy Controller of Explosive from M/s PESO (PETROLEUM & Explosives Safety Organization). Industry has factory license No. 17564 valid up to

		31.12.2026 issued by DISH.		
(l)	The company shall undertake waste minimization measures as below;	The waste minimization measures are taken as below;		
	(i) Metering and control of quantities of active ingredients to minimize waste	Industry has strict monitoring and control over usages of ingredients / raw materials to minimize the generation of waste.		
	(ii) Reuse of by-products from the process as raw materials or as raw material substitutes in other processes.	Industry has installed H2S Scrubbing Plant for abatement H2S from Spinning offgases of VSF manufacturing. Sulphur is recovered during this process and reutilized as Raw Material for production of Sulphuric Acid and CS2.		
	(iii) Use of automated filling to minimize spillage	Industry has adopted automated filling /shifting of chemicals / raw material and avoided manual intervention wherever possible to minimize the spillage.		
	(iv) Use of close Feed system into batch reactors.	Close feeding system is provided for chemicals / raw materials at point of use to minimize the waste generation.		
	(v) Venting equipment through Vapour recovery system.	Industry has installed CAP Plant for recovery of CS2 from Spinning off gases. Scrubbers are provided at vents of chemical storage tank to recover the vapors.		
	(vi) Use of high-pressure hoses for equipment clearing to reduce wastewater generation.	Industry has adopted 3R principle to reduce the waste water generation. High pressure hoses are also used for the cleaning of equipment.		
(m)	The green belt of at least 5-10m width shall be developed in more than 33% of the total project area, mainly along the plant periphery, in downward wind direction, and along road sides etc. Selection of plant species shall be as per the CPCB guidelines in consultant with the State Forest Department.	In order to achieve 33% greenbelt, plantation has been done along with periphery of plant, road sides and open area. Total 1,06,700 nos. of plants have been planted till Sep-2025. Existing plantation details and proposed plan is tabulated in <b>Table No.5</b>		
		<b>Table No. 05</b>		
		<b>Sr. No</b>	<b>Duration</b>	<b>Area (Acre.) for Plantation</b>
		1	Existing (Till FY: 2017-18)	31
				37,500 Plants



		<table><tr><td>2</td><td>2018-19</td><td>10</td><td>10,000 Plants</td></tr><tr><td>3</td><td>2019-20</td><td>10</td><td>10,000 Plants</td></tr><tr><td>4</td><td>2020-21</td><td>10</td><td>10,000 Plants</td></tr><tr><td>5</td><td>2021-22</td><td>10</td><td>10,000 Plants</td></tr><tr><td>6</td><td>2022-23</td><td>10</td><td>10,000 Plants</td></tr><tr><td>7</td><td>2023-24</td><td>5</td><td>5,000 Plants</td></tr><tr><td>8</td><td>2024-25</td><td>5</td><td>5,000 Plants</td></tr><tr><td>9</td><td>2025-26 (Till Sep'25)</td><td>2</td><td>2,000 Plants</td></tr><tr><td colspan="2">Total=&gt;</td><td>93</td><td>1,06,700 Plants</td></tr></table>	2	2018-19	10	10,000 Plants	3	2019-20	10	10,000 Plants	4	2020-21	10	10,000 Plants	5	2021-22	10	10,000 Plants	6	2022-23	10	10,000 Plants	7	2023-24	5	5,000 Plants	8	2024-25	5	5,000 Plants	9	2025-26 (Till Sep'25)	2	2,000 Plants	Total=>		93	1,06,700 Plants
2	2018-19	10	10,000 Plants																																			
3	2019-20	10	10,000 Plants																																			
4	2020-21	10	10,000 Plants																																			
5	2021-22	10	10,000 Plants																																			
6	2022-23	10	10,000 Plants																																			
7	2023-24	5	5,000 Plants																																			
8	2024-25	5	5,000 Plants																																			
9	2025-26 (Till Sep'25)	2	2,000 Plants																																			
Total=>		93	1,06,700 Plants																																			
		Details of existing plant species and proposed plant species along with Plant species for odor management, Gaseous emission (SO2 & NOx) tolerant species is enclosed as <b>Annexure-2</b> . Plant species are selected as per the directives of CPCB & DFO. Photograph of the existing green belts is attached below.																																				
	<u>GLIMPS OF PLANTATION</u>																																					
	<div></div>																																					
(n)	At least 0.25% of the total project cost shall be allocated for Corporate Environment Responsibility (CER) and item-wise details along with time bound action shall be prepared and submitted to the Ministry's Regional office.	Total Project cost is Rs 3500 Crore and accordingly Rs. 8.75 Crores (0.25% of Project cost) is allocated for Corporate Environment Responsibility (CER). Based on the OM issued by MOEF Impact assessment Division– F. No, 22-65/2017-IA.III, dated 30 <sup>th</sup> September																																				

		2020, we have invested Rs. 173.67 Crore for the installation of H2S Scrubbing Plant for H2S abatement & Odour control and CAP plant for CS2 recovery. Investment of Rs. 173.67 Crore is done for the betterment of Environment in and around plant as well as the environment of surrounding villages. Installation of H2S Scrubbing Plant and CAP plant has brought down the CS2 and H2S emission much below the regulatory norms. These are most advanced close-loop technologies to recover and recycle CS2. Industry has significantly reduced its emissions and achieve >90% recovery in terms of Sulphur and recycle it back to the process. Through Installation of above two Best Available Technologies, Industry has achieved the EUBAT emission norms which is far below the regulatory norms.
(o)	For the DG sets, emission limits and the stack height shall be conformity with the extant regulations and the CPCB guidelines. Acoustic enclosures shall be provided to DG set for controlling the noise pollution.	DG sets are used to provide emergency power during outages. A stack height of 30 metres has been provided as required, and emissions from the DG sets comply with CPCB norms.
(p)	The unit shall make the arrangement for protection of possible fire hazards during manufacturing process in material handling. Firefighting system shall be as per the norms.	To protect the possible fire hazards during manufacturing process in material handling, robust firefighting system is provided.
(q)	Occupational health surveillance of the workers shall be done on a regular basis and records maintained as per the Factories Act.	The industry has established an Occupational Health Center (OHC) and carries out regular health surveillance for all workers. All medical records are maintained at the OHC in accordance with the requirements of the Factories Act.
(r)	Storage of raw materials shall be either stored in silos or in covered areas to prevent dust pollution and another fugitive emissions.	Raw materials are stored in the silos / covered areas only to prevent dust pollution and other fugitive emissions.

(s)	Continuous online (24x7) monitoring system for stack emission shall be installed for measurement of flue gas discharge and the pollutants concentration, and the data to be transmitted to the CPCB and SPCB server. For online continuous monitoring of effluent, the unit shall install web camera with night vision capacity and flow meters in the channel/drain carrying effluent within the premises.	Continuous online (24x7) stack monitoring systems have been installed for measuring gas discharge and pollutant concentrations, and data transmission to the CPCB and SPCB servers is in progress.  A flow meter has been installed on the pipeline carrying treated effluent to the GIDC pumping station. The unit has also provided a TOC meter on the treated effluent discharge line in place of a web camera for continuous monitoring.
(t)	The energy sources for lighting purpose shall preferably LED based.	LED based lighting & solar lights are preferred in the newly commissioned plant.
(u)	Transportation of raw materials/products should be carefully performed using GPS enabled vehicles.	Transportation of raw materials/products is being carried out in GPS enabled vehicles.
<b>10.1</b>	<b>The grant of Environmental Clearance is further subject to compliance of other generic conditions as under:</b>	
i.	The project authorities must strictly adhere to the stipulations made by the State Pollution Control Board (SPCB), State Government and/or any other statutory authority.	Industry has ensured compliance of all stipulations made by GPCB, State Government and other regulatory authorities. Strict compliance to regulatory provisions is ensured all the time.
ii.	No further expansion or modifications in the plant shall be carried out without prior approval of the Ministry of Environment, Forest and Climate Change. In case of deviations or alterations in the project proposal from those submitted to this Ministry for clearance, a fresh reference shall be made to the Ministry to assess the adequacy of conditions imposed and to add additional environmental protection measures required, if any	Noted, prior approval will be taken in case of any future expansion / modification.
iii.	The locations of ambient air quality monitoring stations shall be decided in consultation with the State Pollution Control Board (SPCB) and it shall be ensured that at least one station each is installed in the upwind and downwind direction as well as where maximum ground level concentrations are anticipated	Four Ambient Air Quality Monitoring Stations (AAQMS) have been installed in consultation with GPCB in the nearby villages of Dayadra, Derol, Vilayat and Sarnar. These stations cover all four directions and are located at points where maximum ground-level concentrations are anticipated.
iv.	The National Ambient Air Quality Emission Standards issued by the Ministry vide G.S.R. No. 826(E) dated 16 <sup>th</sup> November, 2009 shall be complied with.	The National Ambient Air Quality Emission Standards issued by the Ministry vide G.S.R. No. 826(E) dated 16 <sup>th</sup> November, 2009 is complied by Industry.

v.	<p>The overall noise levels in and around the plant area shall be kept well within the standards by providing noise control measures including acoustic hoods, silencers, enclosures etc. on all sources of noise generation. The ambient noise levels shall conform to the standards prescribed under Environment (Protection) Act, 1986 Rules, 1989 viz. 75 dBA (day time) and 70 dBA (night time)</p>	<p>Industry has provided relevant noise control measures such as acoustic hoods, silencers, acoustic enclosures at all noise sources. Ambient noise inside the plant and around the plant in nearby villages conforms to the Environment (Protection) Act, 1986 Rules, 1989. The Noise level (dB) at workroom for reporting period from Apr’25 to Sep’25 is tabulated in <b>Table No. 06</b>.</p>																																																																																																																																																																																																										
<p><b>The Noise level (dB) at workroom for last 6 months is tabulated as under Table No. 06:</b> <b>Sound Level Meter: - SL 4023 SD</b> <b>Reference Standard: - Sound Level Calibrator, Sr. No. 3421624, Calibration Valid Up to: 01.02.2026</b></p>																																																																																																																																																																																																												
<table><tr><th colspan="13">Table No.06 (UOM – dBA)</th></tr><tr><th rowspan="4">Area</th><th colspan="2">Apr’25</th><th colspan="2">May’25</th><th colspan="2">Jun’25</th><th colspan="2">Jul’25</th><th colspan="2">Aug’25</th><th colspan="2">Sep’25</th></tr><tr><th>Day</th><th>Night</th><th>Day</th><th>Night</th><th>Day</th><th>Night</th><th>Day</th><th>Night</th><th>Day</th><th>Night</th><th>Day</th><th>Night</th></tr><tr><th>Time</th><th>Time</th><th>Time</th><th>Time</th><th>Time</th><th>Time</th><th>Time</th><th>Time</th><th>Time</th><th>Time</th><th>Time</th><th>Time</th></tr><tr><th>75</th><th>70</th><th>75</th><th>70</th><th>75</th><th>70</th><th>75</th><th>70</th><th>75</th><th>70</th><th>75</th><th>70</th></tr><tr><td>Main Gate</td><td>57.50</td><td>51.70</td><td>55.20</td><td>49.80</td><td>57.50</td><td>53.20</td><td>56.90</td><td>52.80</td><td>57.50</td><td>52.10</td><td>56.80</td><td>50.60</td></tr><tr><td>Material Gate</td><td>57.60</td><td>53.00</td><td>57.00</td><td>50.20</td><td>58.90</td><td>53.00</td><td>57.60</td><td>52.40</td><td>58.60</td><td>53.20</td><td>57.30</td><td>52.40</td></tr><tr><td>OHC</td><td>58.80</td><td>51.70</td><td>57.60</td><td>49.20</td><td>61.00</td><td>52.20</td><td>59.20</td><td>54.10</td><td>59.40</td><td>52.60</td><td>58.20</td><td>51.40</td></tr><tr><td>Derol</td><td>54.80</td><td>42.00</td><td>52.40</td><td>40.00</td><td>56.30</td><td>43.60</td><td>55.20</td><td>42.90</td><td>54.10</td><td>43.20</td><td>53.60</td><td>41.60</td></tr><tr><td>Vilayat</td><td>51.60</td><td>43.60</td><td>49.60</td><td>41.50</td><td>53.20</td><td>43.50</td><td>53.10</td><td>43.70</td><td>51.40</td><td>43.90</td><td>50.40</td><td>43.20</td></tr><tr><td>Sarnar</td><td>53.40</td><td>43.00</td><td>52.00</td><td>42.30</td><td>53.40</td><td>44.00</td><td>52.90</td><td>43.80</td><td>53.60</td><td>44.00</td><td>51.90</td><td>43.10</td></tr><tr><td>Argama</td><td>53.20</td><td>43.80</td><td>50.10</td><td>42.90</td><td>52.70</td><td>43.90</td><td>53.30</td><td>44.20</td><td>53.00</td><td>44.00</td><td>52.30</td><td>43.30</td></tr><tr><td>Min</td><td>51.60</td><td>42.00</td><td>49.60</td><td>40.00</td><td>52.70</td><td>43.50</td><td>52.90</td><td>42.90</td><td>51.40</td><td>43.20</td><td>50.40</td><td>41.60</td></tr><tr><td>Max</td><td>58.80</td><td>53.00</td><td>57.60</td><td>50.20</td><td>61.00</td><td>53.20</td><td>59.20</td><td>54.10</td><td>59.40</td><td>53.20</td><td>58.20</td><td>52.40</td></tr><tr><td>Avg.</td><td>55.27</td><td>46.97</td><td>53.41</td><td>45.13</td><td>56.14</td><td>47.63</td><td>55.46</td><td>47.70</td><td>55.37</td><td>47.57</td><td>54.36</td><td>46.51</td></tr></table>													Table No.06 (UOM – dBA)													Area	Apr’25		May’25		Jun’25		Jul’25		Aug’25		Sep’25		Day	Night	Day	Night	Day	Night	Day	Night	Day	Night	Day	Night	Time	Time	Time	Time	Time	Time	Time	Time	Time	Time	Time	Time	75	70	75	70	75	70	75	70	75	70	75	70	Main Gate	57.50	51.70	55.20	49.80	57.50	53.20	56.90	52.80	57.50	52.10	56.80	50.60	Material Gate	57.60	53.00	57.00	50.20	58.90	53.00	57.60	52.40	58.60	53.20	57.30	52.40	OHC	58.80	51.70	57.60	49.20	61.00	52.20	59.20	54.10	59.40	52.60	58.20	51.40	Derol	54.80	42.00	52.40	40.00	56.30	43.60	55.20	42.90	54.10	43.20	53.60	41.60	Vilayat	51.60	43.60	49.60	41.50	53.20	43.50	53.10	43.70	51.40	43.90	50.40	43.20	Sarnar	53.40	43.00	52.00	42.30	53.40	44.00	52.90	43.80	53.60	44.00	51.90	43.10	Argama	53.20	43.80	50.10	42.90	52.70	43.90	53.30	44.20	53.00	44.00	52.30	43.30	Min	51.60	42.00	49.60	40.00	52.70	43.50	52.90	42.90	51.40	43.20	50.40	41.60	Max	58.80	53.00	57.60	50.20	61.00	53.20	59.20	54.10	59.40	53.20	58.20	52.40	Avg.	55.27	46.97	53.41	45.13	56.14	47.63	55.46	47.70	55.37	47.57	54.36	46.51
Table No.06 (UOM – dBA)																																																																																																																																																																																																												
Area	Apr’25		May’25		Jun’25		Jul’25		Aug’25		Sep’25																																																																																																																																																																																																	
	Day	Night	Day	Night	Day	Night	Day	Night	Day	Night	Day	Night																																																																																																																																																																																																
	Time	Time	Time	Time	Time	Time	Time	Time	Time	Time	Time	Time																																																																																																																																																																																																
	75	70	75	70	75	70	75	70	75	70	75	70																																																																																																																																																																																																
Main Gate	57.50	51.70	55.20	49.80	57.50	53.20	56.90	52.80	57.50	52.10	56.80	50.60																																																																																																																																																																																																
Material Gate	57.60	53.00	57.00	50.20	58.90	53.00	57.60	52.40	58.60	53.20	57.30	52.40																																																																																																																																																																																																
OHC	58.80	51.70	57.60	49.20	61.00	52.20	59.20	54.10	59.40	52.60	58.20	51.40																																																																																																																																																																																																
Derol	54.80	42.00	52.40	40.00	56.30	43.60	55.20	42.90	54.10	43.20	53.60	41.60																																																																																																																																																																																																
Vilayat	51.60	43.60	49.60	41.50	53.20	43.50	53.10	43.70	51.40	43.90	50.40	43.20																																																																																																																																																																																																
Sarnar	53.40	43.00	52.00	42.30	53.40	44.00	52.90	43.80	53.60	44.00	51.90	43.10																																																																																																																																																																																																
Argama	53.20	43.80	50.10	42.90	52.70	43.90	53.30	44.20	53.00	44.00	52.30	43.30																																																																																																																																																																																																
Min	51.60	42.00	49.60	40.00	52.70	43.50	52.90	42.90	51.40	43.20	50.40	41.60																																																																																																																																																																																																
Max	58.80	53.00	57.60	50.20	61.00	53.20	59.20	54.10	59.40	53.20	58.20	52.40																																																																																																																																																																																																
Avg.	55.27	46.97	53.41	45.13	56.14	47.63	55.46	47.70	55.37	47.57	54.36	46.51																																																																																																																																																																																																
<p><b>Note:</b> All results are within prescribed limits.</p>																																																																																																																																																																																																												
vi	<p>The Company shall harvest rainwater from the roof tops of the buildings to recharge ground water, and to utilize the same for different industrial operation within the plant.</p>	<p>A survey for rooftop rainwater harvesting has been completed. The following section provides the indicative water savings achieved through the rainwater harvesting system.</p>																																																																																																																																																																																																										

Tentative Water Saving through Rain Water Harvesting (Apr-25 to Sep-25)							
Reservoir Area-1	Reservoir Area-2	Non-Process Building Area	Area	Rainfall			Rain Water Harvesting
M2				(MM)	(CM)	(Mtr.)	M3
86400	43200	26762	156362	821	82.1	0.821	128373.20

vii	Training shall be imparted to all employees on safety and health aspects of chemicals handling.	Regular trainings are imparted to all employees on safety and health aspects of chemicals handling.
	Pre-employment and routine periodical medical examinations for all employees shall be undertaken on regular basis.	We have established an Occupational Health Center (OHC). Prior to joining, pre-employment checkup is done and Routine periodical medical examinations for all employees are carried out twice in a year. Any employee found with some deviation in health parameter is counselled for health improvement on next day and followed up till deviated parameter is normal. At present, no employee is living with deviated uncontrolled disease. Details of test conducted and numbers of employee covered is summarized in <b>Table No. 07.</b>

Table No. 07				
Total Employees	1456			
System	Number of employees			Reference used to mark for deviation
	Normal	Abnormal	Total	Reference Value
Cardiovascular System				
Pulse Rate	1404	26	1430	>100/min
Blood Pressure	1381	49	1430	>160/100
ECG	1413	17	1430	Various Parameters in ECG Report
Systemic Examination	1430	0	1430	Physical Examination (Inspection, Palpation and Auscultation)
Respiratory System				
Systemic Examination	1430	0	1430	Physical Examination (Inspection, Palpation and Auscultation)
Pulmonary Function Test	1430	0	1430	PFT Report Review

Central Nervous System				
	1430	0	1430	Various Parameters (Sensory and Motor system including reflexes)
Liver Function Test				
SGPT	1419	11	1430	>100
SGOT	1428	2	1430	>100
Total Bilirubin	1426	4	1430	>1.0
Kidney Function Test				
S. Creatinine	1428	2	1430	>1.4mg%
Blood Urea	1423	7	1430	>45mg%
Urine Routine and Microscopy testing	1427	3	1430	Urine R&M Report
Hearing Test				
Ear Examination	1430	0	1430	Physical Examination of ear
Audiometry	1430	0	1430	Review of SPL at various frequencies
Metabolism				
Random Blood Sugar	1428	2	1430	>160mg%
HbA1c	1429	1	1430	>7.0
Complete Blood Count	1429	1	1430	CBC & Smear Report
S. Uric Acid	1409	21	1430	>7.5 mg%
Lipid Profile	1302	128	1430	>240mg%
Vision Test				
Distant Vision	1401	29	1430	>6/18 in one eye
Near Vision	1415	15	1430	>N8 in one eye
Color Vision	1424	6	1430	< 18 plates out of 38

xii	A copy of the clearance letter shall be sent by the project proponent to concerned Panchayat, Zilla Parishad/Municipal Corporation, Urban local Body and the local NGO, if any, from whom suggestions/ representations, if any, were received while processing the proposal.	A copy of the clearance letter submitted to concern six Gram Panchayats vide our letter dated 25.10.2019.	
xiii	The project proponent shall also submit six monthly reports on the status of compliance of the stipulated Environmental Clearance conditions including results of monitored data (both in hard copies as well as by e mail) to the respective Regional Office of MoEF & CC, the respective Zonal Office of CPCB and SPCB. A copy of Environmental Clearance and six-monthly compliance status report shall be posted on the website of the company.	We have submitted the six-monthly compliance report to the MoEFCC Regional Office Bhopal and Gandhinagar, CPCB Zonal Office, Vadodara and GPCB. A copy of Environmental Clearance and six-monthly compliance status report is also posted on the website of the company.	
		Compliance Period	Date of Report Submission
		Oct-24 to Mar-25	29.05.2025
xiv	The environmental statement for each financial year ending 31st March in Form-V as is mandated shall be submitted to the concerned State Pollution Control Board as prescribed under the Environment (Protection) Rules, 1986, as amended subsequently, shall also be put on the website of the company along with the status of compliance of environmental clearance conditions and shall also be sent to the respective Regional offices of MoEF&CC by e-mail.	The environmental statement, Form-V for each financial year is regularly being submitted to the GPCB & E-mailed to Regional office of MoEF&CC, Bhopal. The same is also posted on the company website along with the status of compliance of environmental clearance conditions.	
xv	The project proponent shall inform the public that the project has been accorded environmental clearance by the Ministry and copies of the clearance letter are available with the SPCB/Committee and may also be seen at Website of the Ministry at <a href="http://moef.nic.in">http://moef.nic.in</a> . This shall be advertised within seven days from the date of issue of the clearance letter, at least in two local newspapers that are widely circulated in the region of which one shall be in the vernacular language of the locality concerned and a copy of the same shall be forwarded to the concerned Regional Office of the Ministry	Environment Clearance is issued on 17.10.2019, and advertisement released on 24.10.2019 in two local newspapers. Please refer copy of the advertisement enclosed below. Industry has shared Information to Regional office of MoEF&CC, Bhopal vide letter dated 25.10.2019.	
	<b>Name of Paper:</b> - The Times of India, Ahmedabad <b>Date of Issue:</b> - 21.10.2019 <b>In:</b> - English language	<b>Name of Paper:</b> - Divya Bhaskar, Vadodara <b>Date of Issue:</b> - 21.10.2019 <b>In:</b> - Gujarati language	

<div data-bbox="185 143 1086 526"> <p style="text-align: center;"><b>PUBLIC NOTICE ENVIRONMENTAL CLEARANCE</b></p> <p>It is hereby informed that the Ministry of Environment, Forest and Climate Change, IA-II Division, Government of India, New Delhi, has accorded Environmental Clearance for Expansion of Viscose Staple Fibre Unit at Plot No. 1, GIDC Industrial Area, Vilayat, TalukaVagra, District Bharuch (Gujarat) of M/s Grasim Industries Limited (Grasim Cellulosic Division) vide letter, F. No. J-11011/321/2016-IAII (I), Dated: 17th October-2019, under the provision of EIA Notification, dated 14thSeptember-2006. Copies of the clearance letter are available with the GPCB/Committee and may also be seen at website of the Ministry at <a href="http://moef.nic.in">http://moef.nic.in</a>.</p> <p><b>Date : 21/10/2019</b> <b>Place : VILAYAT</b></p> <p style="text-align: right;"><b>UNIT HEAD GRASIM INDUSTRIES LTD. (Grasim Cellulosic Divn.)</b></p> </div>	<div data-bbox="1137 143 2078 526"> <p style="text-align: center;"><b>જાહેર સુચના પર્યાવરણ મંજૂરી</b></p> <p>આ સાથે જાણાવામાં આવે છે કે પર્યાવરણ વન અને ક્લાઈમેન્ટ મેન્જ મંત્રાલય IA-II વિભાગ, ભારત સરકાર, નવી દિલ્હી દ્વારા મેક્સ ગ્રાસિમ ઇન્ડસ્ટ્રીસ લિમિટેડ (ગ્રાસિમ સેલ્યુલોસિક ડીવીઝન) પ્લોટ નં-૧, જી.આઈ.ડી.સી ઇન્ડસ્ટ્રીયલ એરિયા, વિલાયત, તા: વાગરા, જી: ભરૂચ (ગુજરાત) ખાતે વિસ્કોસ સ્ટેપલ ફાઇબર યુનિટ પ્લાન્ટના વિસ્તરણ માટેની પર્યાવરણીય મંજૂરી તારીખ ૧૭ ઓક્ટોબર ૨૦૧૯ ના પત્ર ક્રમાંક જી-૧૧૦૧૧/૩૨૧/૨૦૧૬-IA II(I) દ્વારા ઈ.આઈ.એ. નીટીફિકેશન તારીખ ૧૪ સપ્ટેમ્બર ૨૦૦૬ જોગવાઈ ડેકન આપેલ છે. ઉપરોક્ત પત્રની નકલ જાપીસીબી/કમીટી ઉપરાંત <b>MoEF</b> ની વેબસાઈટ <a href="http://moef.nic.in">http://moef.nic.in</a> ઉપર ઉપલબ્ધ છે. તારીખ: ૨૧/૧૦/૨૦૧૯ સ્થળ: વિલાયત</p> <p style="text-align: right;">યુનિટ હેડ મેક્સ ગ્રાસિમ ઇન્ડસ્ટ્રીસ લિમિટેડ (ગ્રાસિમ સેલ્યુલોસિક ડીવીઝન)</p> </div>
<div data-bbox="71 531 1117 770"> <p><b>11</b></p> <p>The Ministry reserves the right to stipulate additional conditions, if found necessary at subsequent stages and project proponent shall implement all the said conditions in a time bound manner. The ministry may revoke or suspend the environment clearance, if implementation of any of the above condition is not found satisfactory.</p> </div>	<div data-bbox="1117 531 2098 770"> <p>Acknowledged</p> </div>
<div data-bbox="71 770 1117 1032"> <p><b>12</b></p> <p>The above conditions will be enforced, inter alia under the provisions of the Water (Prevention &amp; Control of Pollution) Act, 1974, Air (Prevention &amp;. Control of Water Pollution) Act, 1981, the Environment (Protection) Act, 1986, Hazardous and Other Wastes (Management and Transboundary Movement) Rules, 2016 and the Public Liability Insurance Act, 1991 read with subsequent amendment therein.</p> </div>	<div data-bbox="1117 770 2098 1032"> <p>Noted, Industry is complying all the applicable provisions of the Water (Prevention &amp; control of pollution) Act-1977, the Air (Prevention &amp; control of pollution) Act-1981, the Environment (Protection) Act- 1986, Hazardous and Other Wastes (Management and Transboundary Movement) Rules, 2016 and the Public Liability Insurance Act-1991.</p> </div>

Note: Copy of the Monthly Environmental Monitoring reports by NABL accredited laboratory for Effluent and Emission for the last month of the compliance period i.e. Sep-25 is enclosed as **Annexure-6** for reference.

==X==X==X==X==X==X==X==X==X==X==X==X==X==X==



## **Annexures**

## **Annexure-1**

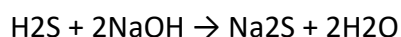
### **Brief of CAP Technology**

Grasim Vilayat has installed state-of-the-art closed-loop technologies to recover and recycle CS<sub>2</sub>, which is the key raw material for viscose manufacturing process. With these technologies, the site is able to significantly reduce its emissions and achieve 90-95% recovery in terms of Sulphur and recycle it back to the process. CAP is more efficient system for the recovery of CS<sub>2</sub> than CS<sub>2</sub> recovery through genosorb. In this system H<sub>2</sub>S gas is recovered in the form of Sulphur in EDTA plant and the exhaust gas stream is move forward to the CAP plant for the CS<sub>2</sub> recovery.

#### **Brief on process technology:**

##### **1. The washing tower system**

The gas contains CS<sub>2</sub> and traces of H<sub>2</sub>S, which enter from the lower side of the washing tower. After being sprayed and scrubbed by lye of all layers and cooled by cooling water, it shall come out from the top and enter the temperature reducing heat exchanger with demister to eliminate the drops in the waste gas and reduce the temperature of the waste gas. Then the waste gas shall enter the adsorber through waste gas blower. The main function of caustic scrubbing is to remove the H<sub>2</sub>S in waste gas, its reaction equation is:



Also, another function of the washing tower is to cooling down the exhaust gas temperature.

##### **2. Adsorption system**

There are 8 steps for adsorber operation: gas intake, all valves turn-off, inert gas (nitrogen) intake, desorption, pressure relief, drying, cooling air exhausting.

##### **3. Condensate System**

During the desorption, the steam and CS<sub>2</sub> from the adsorber will condense out partly when going through the evaporator, and then it will enter to the two condensers. The condensed CS<sub>2</sub> and water will enter into the specific gravity separator (S.G. separator). From the exhaust tank to separate and withdrawal the water. Then condensed CS<sub>2</sub> will enter through a volume meter then to the CS<sub>2</sub> storage tank.

## **Annexure-2**

### **Green belt development**

#### **Plant species for Odor management**

Neem (*Azadirachta indica*), Saptparni (*Alstonia scholaris*), Guh babool (*Acacia farnesiana*), Morpankhi (*Thuja occidentalis*), Bougainvillea (*Bougainvillea spectabilis*), Lemon (*Citrus lemon*), Kaner (*Nerium indicum*), Mehndi (*Lawsonia inermis*), Champa (*Plumeria rubra*), Holy basil (*Ocimum tenuiflorum*), Tulsi (*Ocimum sanctum*), Sankuppi (*Clerodendrum inerme*), Jasmine tree (*Plumeria alba*), Jarul (*Lagerstroemia speciosa*), Gurhal (*Hibiscus rosa sinensis*), Bunchgrass (*Vetiveria zizanioides*) etc.

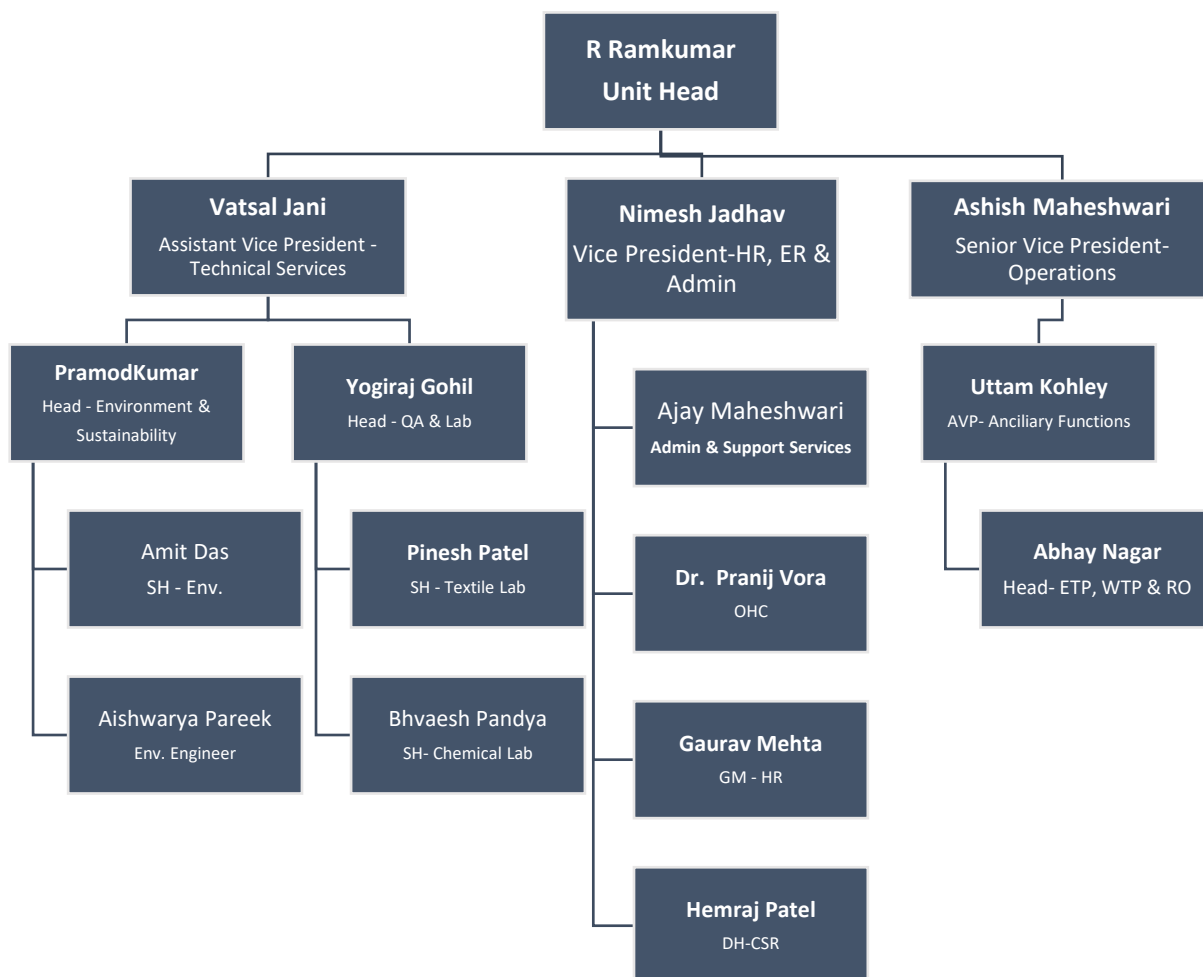
#### **Gaseous emission (SO<sub>2</sub> & NO<sub>x</sub>) tolerant species:**

Neem (*Azadirachta indica*), Bel (*Aegle marmelos*), Kasood (*Cassia siamea*), Earleaf Acacia (*Acacia auriculiformis*), Saptparni (*Alstonia scholaris*), Aldu (*Ailanthus excelsa*), Siris (*Albizia lebbeck*), Shisham (*Dalbergia sissoo*), Pipal (*Ficus religiosa*), White fig (*Ficus infectoria*), Maulsari (*Mimusops elengi*), Kaner (*Nerium indicum*), Jarul (*Lagerstroemia speciosa*) etc. Existing Plantation Species: Neem (*Azadirachta indica*), Kasood (*Cassia siamea*), Pine/Junglisaru (*Casuarina equisetifolia*), Orchid tree (*Bauhinia blakeana*), Gulmohar (*Delonix regia*), Rain tree (*Samanea saman*), Yellow Gulmohar (*Peltophorum ferrugineum*), Bottle brush (*Callistemon* sp.), Earleaf Acacia (*Acacia auriculiformis*), Kadamb (*Neolamarckia cadamba*), Basant Rani (*Tabebuia rosea*), Safeda (*Eucalyptus*), Bougainvillea *spectabilis*, Lawn Plantation and Shrubbery.

Above plant species are selected based on CPCB Guidelines for development of Green Belt March 2000.









## ANNEXURE-3

### Organisation Chart of Environment Management Cell



## Annexure-4

### List of testing facilities available at Environmental Laboratory

	Conductivity & TDS Meter		pH Meter		High Volume Sampler
	Analytical Balance		BOD Incubator		Oven & Muffle Furnace
	Spectro photo Meter		COD Digester	<div style="border: 1px solid black; padding: 10px; text-align: center;"> <b>Available Facilities In Laboratory</b> </div>	


<i><b>Name of Parameter</b></i>	<i><b>Testing Facility Available Yes or Not</b></i>	<i><b>Name of Instrument</b></i>
pH	Yes	pH Meter
Colour	Yes	Physically
Temperature	Yes	Thermometer
TSS	Yes	Filtration method
Oil & Grease	Yes	Extraction Method
Fluoride	No	-
Sulphide	Yes	Resin Method
Ammonical Nitrogen as N	No	-
Copper	No	-
Zinc	Yes	EDTA Method
COD	Yes	COD Digestion Method
BOD	Yes	3 Days Incubation Method
Total Residual Chlorine	Yes	Titrimetric Method
Arsenic	No	-
Mercury	No	-
Hexavalent Chromium	Yes	UV Spectrophotometer
Total Chromium	No	-
Lead	No	-
Cadmium	No	-
Nickel	No	-
Cyanide	No	-
Phenolic Compound	No	-
Selenium	No	-

Mn	No	-
Iron	Yes	Comparison Method
Vanadium	No	-
Ambient Air Monitoring	Yes	-
Stack Monitoring Kit	Yes	-
dB Meter	Yes	Sound Meter
MLSS, MLVSS, MLRSS	Yes	Filtration, Oven, Muffle furnace

## Annexure-5

### Environmental monitoring Program


In order to ensure that the predicted impact levels are within the acceptable limits and to further mitigate the impacts wherever possible from proposed facilities, following monitoring programs are undertaken;

 **Air Environment:** Air quality surveillance program which includes;


1. Monitoring of air quality of all 4 stacks for CS<sub>2</sub>, H<sub>2</sub>S, PM, SO<sub>2</sub> & Nox by our Lab as well as 3rd party Lab.
2. Ground level concentration is monitored for CS<sub>2</sub>, H<sub>2</sub>S, PM, SO<sub>2</sub> & Nox in the impact zone as a part of ambient air monitoring by our Lab & 3rd party Lab.
3. Port holes and sampling facilities are provided in each stack as per CPCB guidelines, periodic performance evaluation of control measures & equipment's are done

 **Noise Environment:**

Noise generated sources are regularly monitored, ambient noise level is being monitored on quarterly basis inside & outside of plant area and strictly adhered the Factory Act norms of workroom and ambient levels as per E P Act.

 **Water Environment:** For effective environmental pollution control the following measures are taken;

1. Daily monitoring of treated effluent in our Lab as well as third party monitoring by outside labs.
2. Evaluation of ETP performance is done regularly, based on the results of treated effluent.
3. Treated sewage is 100% used in green belt, sewage quantity is very less as only plant sewage comes to STP.
4. Three guard /polishing pond constructed, each pond having capacity of 25000 m<sup>3</sup>. Total holding capacity is 75,000 m<sup>3</sup>, which is suitable for storage of treated effluent more than 48 hrs. Treated effluent is discharged into sea through GIDC pipeline.
5. Water conservation measures are taken and achieved very less discharge of treated effluent. (Data are available in EC Compliance report).

 **Land Environment:** Following measures are taken to avoid adverse impacts on biological activities;

1. All precautions are taken to avoid any spillages on ground.
2. A record of Solid & Hazardous waste is maintained & monitored regularly by Env. Cell
3. Waste is categorized based on CC&A by GPCB. Hazardous waste is stored separately and disposed as per GPCB guidelines through online Manifest.
4. Green belt development program is undertaken and planted around 15,000 tree every year which will be continued to cover > 33% area as green belt.

## **Annexure-06**

### **Environment Monitoring Reports (Effluent & Emission)**